

## INDEPENDENT AUDITOR'S REPORT

To the Members of Digisol Systems Limited

### Report on the Audit of the Financial Statements

#### Opinion

We have audited the financial statements of Digisol Systems Limited ("the Company"), which comprise the Balance Sheet as at March 31, 2023, and the Statement of Profit and Loss (Including Other Comprehensive Income), Statement of Changes in Equity and Statement of Cash Flows for the year then ended, and notes to the financial statements, including a summary of significant accounting policies and other explanatory information.

In our opinion and to the best of our information and according to the explanations given to us, the aforesaid financial statements give the information required by the Companies Act, 2013 ("the Act") in the manner so required and give a true and fair view in conformity with the Indian Accounting Standards prescribed under section 133 of the Act read with Companies (Indian Accounting Standards) Rules, 2015 as amended ("Ind AS") and other accounting principles generally accepted in India, of the state of affairs of the Company as at March 31, 2023, and profit (financial performance including other comprehensive income), changes in equity and its cash flows for the year ended on that date.

#### Basis for Opinion

We conducted our audit in accordance with the Standards on Auditing (SAs) specified under section 143(10) of the Act. Our responsibilities under those Standards are further described in the Auditor's Responsibilities for the Audit of the Financial Statements section of our report. We are independent of the Company in accordance with the Code of Ethics issued by the Institute of Chartered Accountants of India (ICAI) together with the ethical requirements that are relevant to our audit of the financial statements under the provisions of the Act and the Rules thereunder, and we have fulfilled our other ethical responsibilities in accordance with these requirements and the Code of Ethics. We believe that the audit evidence we have obtained is sufficient and appropriate to provide a basis for our opinion.

#### Information Other than the Financial Statements and Auditor's Report Thereon

The Company's Board of Directors is responsible for the other information. The other information comprises the information included in the Director's report including Annexures but does not include the financial statements and our auditor's report thereon.

Our opinion on the financial statements does not cover the other information and we do not express any form of assurance conclusion thereon.

In connection with our audit of the financial statements, our responsibility is to read the other information and, in doing so, consider whether the other information is materially inconsistent with the financial statements, or our knowledge obtained in the audit or otherwise appears to be materially misstated. If, based on the work we have performed, we conclude that there is a material misstatement of this other information, we are required to report that fact. We have nothing to report in this regard.

#### Responsibilities of Management and Board of Directors for the Financial Statements

The Company's Board of Directors is responsible for the matters stated in section 134(5) of the Act with respect to the preparation of these financial statements that give a true and fair view of the financial



position, financial performance, changes in equity and cash flows of the Company in accordance with the accounting principles generally accepted in India, including the Accounting Standards specified under section 133 of the Act. This responsibility also includes maintenance of adequate accounting records in accordance with the provisions of the Act for safeguarding of the assets of the Company and for preventing and detecting frauds and other irregularities; selection and application of appropriate accounting policies; making judgments and estimates that are reasonable and prudent; and design, implementation and maintenance of adequate internal financial controls, that were operating effectively for ensuring the accuracy and completeness of the accounting records, relevant to the preparation and presentation of the financial statements that give a true and fair view and are free from material misstatement, whether due to fraud or error.

In preparing the financial statements, the Board of Directors is responsible for assessing the Company's ability to continue as a going concern, disclosing, as applicable, matters related to going concern and using the going concern basis of accounting unless the Board of Directors either intends to liquidate the Company or to cease operations, or has no realistic alternative but to do so.

Those Board of Directors are also responsible for overseeing the Company's financial reporting process.

### **Auditor's Responsibilities for the Audit of the Financial Statements**

Our objectives are to obtain reasonable assurance about whether the financial statements as a whole are free from material misstatement, whether due to fraud or error, and to issue an auditor's report that includes our opinion. Reasonable assurance is a high level of assurance, but is not a guarantee that an audit conducted in accordance with SAs will always detect a material misstatement when it exists. Misstatements can arise from fraud or error and are considered material if, individually or in the aggregate, they could reasonably be expected to influence the economic decisions of users taken on the basis of these financial statements.

We give in "Annexure A" a detailed description of Auditor's responsibilities for Audit of the Financial Statements.

### **Report on Other Legal and Regulatory Requirements**

1. As required by the Companies (Auditor's Report) Order, 2020 ("the Order"), issued by the Central Government of India in terms of sub-section (11) of section 143 of the Act, we give in "Annexure B" a statement on the matters specified in paragraphs 3 and 4 of the Order, to the extent applicable.
2. As required by Section 143(3) of the Act, we report that:
  - (a) We have sought and obtained all the information and explanations which to the best of our knowledge and belief were necessary for the purposes of our audit.
  - (b) In our opinion, proper books of account as required by law have been kept by the Company so far as it appears from our examination of those books.
  - (c) The Balance Sheet, the Statement of Profit and Loss, (including other comprehensive income), the Statement of Changes in Equity and the Statement of Cash Flow dealt with by this Report are in agreement with the books of account.
  - (d) In our opinion, the aforesaid financial statements comply with the Accounting Standards specified under Section 133 of the Act.



# MSKA & Associates

Chartered Accountants

- (e) On the basis of the written representations received from the directors as on March 31, 2023 taken on record by the Board of Directors, none of the directors are disqualified as on March 31, 2023 from being appointed as a director in terms of Section 164 (2) of the Act.
- (f) With respect to the adequacy of the internal financial controls with reference to financial statements of the Company and the operating effectiveness of such controls, refer to our separate Report in "Annexure C".
- (g) With respect to the other matters to be included in the Auditor's Report in accordance with Rule 11 of the Companies (Audit and Auditors) Rules, 2014, in our opinion and to the best of our information and according to the explanations given to us:
- i. The Company does not have any pending litigations which would impact its financial position.
  - ii. The Company did not have any long-term contracts including derivative contracts for which there were any material foreseeable losses.
  - iii. There were no amounts which were required to be transferred to the Investor Education and Protection Fund by the Company.
  - iv.
    - (1) The Management has represented that, to the best of it's knowledge and belief, no funds have been advanced or loaned or invested (either from borrowed funds or share premium or any other sources or kind of funds) by the Company to or in any other persons or entities, including foreign entities ("Intermediaries"), with the understanding, whether recorded in writing or otherwise, that the Intermediary shall, directly or indirectly lend or invest in other persons or entities identified in any manner whatsoever by or on behalf of the Company ("Ultimate Beneficiaries") or provide any guarantee, security or the like on behalf of the Ultimate Beneficiaries.
    - (2) The Management has represented, that, to the best of it's knowledge and belief, no funds have been received by the Company from any persons or entities, including foreign entities (Funding Parties), with the understanding, whether recorded in writing or otherwise, as on the date of this audit report, that the Company shall, directly or indirectly, lend or invest in other persons or entities identified in any manner whatsoever by or on behalf of the Funding Party ("Ultimate Beneficiaries") or provide any guarantee, security or the like on behalf of the Ultimate Beneficiaries
    - (3) Based on the audit procedures performed that have been considered reasonable and appropriate in the circumstances, and according to the information and explanations provided to us by the Management in this regard nothing has come to our notice that has caused us to believe that the representations under sub-clause (i) and (ii) of Rule 11(e) as provided under (1) and (2) above, contain any material mis-statement.
  - v. The Company has neither declared nor paid any dividend during the year and therefore reporting compliance with section 123A of the Act is not applicable.
  - vi. As proviso to rule 3(1) of the Companies (Accounts) Rules, 2014 is applicable for the company only w.e.f. April 1, 2023, reporting under this clause is not applicable.



# MSKA & Associates

Chartered Accountants

3. In our opinion, according to information, explanations given to us, the remuneration paid by the Company to its directors is within the limits prescribed under Section 197 of the Act and the rules thereunder.

For M S K A & Associates  
Chartered Accountants  
ICAI Firm Registration No. 105047W



**Abhay M. Fadte**  
Partner  
Membership No. 049939  
UDIN: 23049939BHAHQN7784



Place: Mumbai  
Date: May 17, 2023

# MSKA & Associates

## Chartered Accountants

### ANNEXURE A TO THE INDEPENDENT AUDITOR'S REPORT ON EVEN DATE ON THE FINANCIAL STATEMENTS OF DIGISOL SYSTEMS LIMITED

#### Auditor's Responsibilities for the Audit of the Financial Statements

As part of an audit in accordance with SAs, we exercise professional judgement and maintain professional skepticism throughout the audit. We also:

- Identify and assess the risks of material misstatement of the financial statements, whether due to fraud or error, design and perform audit procedures responsive to those risks, and obtain audit evidence that is sufficient and appropriate to provide a basis for our opinion. The risk of not detecting a material misstatement resulting from fraud is higher than for one resulting from error, as fraud may involve collusion, forgery, intentional omissions, misrepresentations, or the override of internal control.
- Obtain an understanding of internal control relevant to the audit in order to design audit procedures that are appropriate in the circumstances. Under section 143(3)(i) of the Act, we are also responsible for expressing our opinion on whether the company has adequate internal financial controls with reference to financial statements in place and the operating effectiveness of such controls.
- Evaluate the appropriateness of accounting policies used and the reasonableness of accounting estimates and related disclosures made by management.
- Conclude on the appropriateness of management's use of the going concern basis of accounting and, based on the audit evidence obtained, whether a material uncertainty exists related to events or conditions that may cast significant doubt on the Company's ability to continue as a going concern. If we conclude that a material uncertainty exists, we are required to draw attention in our auditor's report to the related disclosures in the financial statements or, if such disclosures are inadequate, to modify our opinion. Our conclusions are based on the audit evidence obtained up to the date of our auditor's report. However, future events or conditions may cause the Company to cease to continue as a going concern.
- Evaluate the overall presentation, structure and content of the financial statements, including the disclosures, and whether the financial statements represent the underlying transactions and events in a manner that achieves fair presentation.


We communicate with those charged with governance regarding, among other matters, the planned scope and timing of the audit and significant audit findings, including any significant deficiencies in internal control that we identify during our audit.

We also provide those charged with governance with a statement that we have complied with relevant ethical requirements regarding independence, and to communicate with them all relationships and other matters that may reasonably be thought to bear on our independence, and where applicable, related safeguards.

For M S K A & Associates  
Chartered Accountants  
ICAI Firm Registration No. 105047W

  
Abhay M. Fadte  
Partner

Membership No. 049939  
UDIN: 23049939BHAHQN7784



Place: Mumbai  
Date: May 17, 2023

# MSKA & Associates

Chartered Accountants

## ANNEXURE B TO INDEPENDENT AUDITORS' REPORT OF EVEN DATE ON THE FINANCIAL STATEMENTS OF DIGISOL SYSTEMS LIMITED FOR THE YEAR ENDED MARCH 31, 2022

[Referred to in paragraph 1 under 'Report on Other Legal and Regulatory Requirements' in the Independent Auditors' Report]

- i.
  - (a) A. The Company has maintained proper records showing full particulars including quantitative details and situation of Property, Plant and Equipment and relevant details of right-of-use assets.  
B. The Company has maintained proper records showing full particulars of intangible assets.
  - (b) Property, Plant and Equipment and right of use assets have been physically verified by the management at reasonable intervals during the year and no material discrepancies were identified on such verification.
  - (c) According to the information and explanations given to us, there are no immovable properties (other than lease hold land and buildings thereon wherein the Company is the lessee and the lease agreements for the lease hold land are duly executed in favour of the Company), and accordingly, the requirements under paragraph 3(i)(c) of the Order are not applicable to the Company.
  - (d) According to the information and explanations given to us, the Company has not revalued its property, plant and Equipment (including Right of Use assets) or intangible assets. Accordingly, the requirements under paragraph 3(i)(d) of the Order are not applicable to the Company.
  - (e) According to the information and explanations given to us, no proceeding has been initiated or is pending against the Company for holding benami property under the Benami Transactions (Prohibition) Act, 1988, as amended and rules made thereunder. Accordingly, the provisions stated in paragraph 3(i) (e) of the Order are not applicable to the Company.
- ii.
  - (a) The inventory has been physically verified during the year by the management. In our opinion, the frequency of verification, coverage & procedure of such verification is reasonable and appropriate having regard to the size of the Company and the nature of its operations. No discrepancies of 10% or more in the aggregate for each class of inventories were noticed on such physical verification.
  - (b) According to the information and explanations provided to us, the Company has been sanctioned working capital limits in excess of Rs. 5 crores in aggregate from Banks/financial institutions on the basis of security of current assets. Quarterly returns / statements filed with such Banks/ financial institutions are in agreement with the books of account.
- iii. According to the information explanation provided to us, the Company has not made any investments in, provided any guarantee or security or granted any loans or advances in the nature of loans, secured or unsecured, to companies, firms, Limited Liability Partnerships or any other parties. Hence, the requirements under paragraph 3(iii) of the Order are not applicable to the Company.
- iv. According to the information and explanations given to us, the Company has neither, directly or indirectly, granted any loan, or provided guarantee or security to any of its directors or to any other person in whom the director is interested, in accordance with the provisions of Section 185 of the Act nor made investments through more than two layers of investment companies in accordance with the provisions of Section 186 of the Act. Accordingly, provisions stated in paragraph 3(iv) of the Order are not applicable to the Company.
- v. According to the information and explanations given to us, the Company has not accepted any deposits from the public within the meaning of Sections 73 to 76 of the Act and the rules framed there under.



# MS KA & Associates

## Chartered Accountants

- vi. The provisions of sub-section (1) of section 148 of the Act are not applicable to the Company as the Central Government of India has not specified the maintenance of cost records for any of the products of the Company. Accordingly, the provisions stated in paragraph 3 (vi) of the Order are not applicable to the Company.
- vii. (a) According to the information and explanations given to us and the records of the Company examined by us, in our opinion, undisputed statutory dues including goods and services tax, provident fund, employees' state insurance, income-tax, duty of custom, cess have generally been regularly deposited with the appropriate authorities though there has been a slight delay in a few cases.
- According to the information and explanations given to us, there are no undisputed amounts payable in respect of goods and services tax, provident fund, employees' state insurance, income-tax, duty of custom, cess and other statutory dues as applicable in arrears as at March 31, 2023, for a period of more than six months from the date they became payable.
- (b) According to the information and explanations given to us and the records of the Company examined by us, there are no dues of provident fund, employees' state insurance, income tax, goods and service tax, duty of customs, cess and any other statutory dues which have not been deposited on account of any dispute.
- viii. According to the information and explanations given to us, there are no transactions which are not accounted in the books of account which have been surrendered or disclosed as income during the year in the Tax Assessment of the Company. Also, there are no previously unrecorded income which has been now recorded in the books of account. Hence, the provision stated in paragraph 3(viii) of the Order is not applicable to the Company.
- ix. (a) In our opinion and according to the information and explanations given to us, the Company has not defaulted in repayment of loans or borrowings or in payment of interest thereon to any lender.
- (b) According to the information and explanations given to us and on the basis of our audit procedures, we report that the Company has not been declared willful defaulter by any bank or financial institution or government or any government authority.
- (c) In our opinion and according to the information explanation provided to us, no money was raised by way of term loans Accordingly, the provision stated in paragraph 3(ix)(c) of the Order is not applicable to the Company.
- (d) According to the information and explanations given to us, and the procedures performed by us, and on an overall examination of the financial statements of the Company, we report that no funds raised on short-term basis have been used for long-term purposes by the Company.
- (e) The Company does not have any subsidiary, associate or joint venture, hence reporting under the Clause 3 (ix)(e) of the order is not applicable to the Company.
- (f) The Company does not have any subsidiary, associate or joint venture, hence reporting under the Clause 3(ix)(f) of the order is not applicable to the Company.
- x. (a) The Company did not raise any money by way of initial public offer or further public offer (including debt instruments) during the year. Accordingly, the provisions stated in paragraph 3 (x)(a) of the Order are not applicable to the Company.
- (b) According to the information and explanations given to us and based on our examination of the records of the Company, the Company has not made any preferential allotment or private placement of shares or fully, partly or optionally convertible debentures during the year. Hence, the provisions stated in paragraph 3 (x)(b) of the Order are not applicable to the Company.



# MSKA & Associates

Chartered Accountants

- xi.
- (a) Based on our examination of the books and records of the Company, carried out in accordance with the generally accepted auditing practices in India, and according to the information and explanations given to us, we report that no material fraud by the Company nor on the Company has been noticed or reported during the course of our audit.
- (b) We have not come across of any instance of material fraud by the Company or on the Company during the course of audit of the financial statement for the year ended March 31, 2023, accordingly the provisions stated in paragraph (xi)(b) of the Order is not applicable to the Company.
- (c) As represented to us by Management, there are no whistle-blower complaints received by the Company during the year. Accordingly, the provisions stated in paragraph (xi)(c) of the Order is not applicable to Company.
- xii. In our opinion and according to the information and explanations given to us, the Company is not a Nidhi Company. Accordingly, the provisions stated in paragraph 3(xii) (a) to (c) of the Order are not applicable to the Company.
- xiii. According to the information and explanations given to us and based on our examination of the records of the Company, transactions with the related parties are in compliance with Sections 177 and 188 of the Act, where applicable and details of such transactions have been disclosed in the financial statements as required by the applicable accounting standards.
- xiv. In our opinion and based on our examination, the Company does not require to comply with provision of section 138 of the Act. Hence, the provisions stated in paragraph 3(xiv) (a) to (b) of the Order are not applicable to the Company.
- xv. According to the information and explanations given to us, in our opinion during the year the Company has not entered into non-cash transactions with directors or persons connected with its directors and hence, provisions of section 192 of the Act are not applicable to the Company. Accordingly, the provisions stated in paragraph 3(xv) of the Order are not applicable to the Company.
- xvi.
- (a) The Company is not required to be registered under Section 45 IA of the Reserve Bank of India Act, 1934 and accordingly, the provisions stated in paragraph clause 3 (xvi)(a) of the Order are not applicable to the Company.
- (b) The Company is not required to be registered under Section 45 IA of the Reserve Bank of India Act, 1934 and accordingly, the provisions stated in paragraph 3 (xvi)(b) of the Order are not applicable to the Company.
- (c) The Company is not a Core investment Company (CIC) as defined in the regulations made by Reserve Bank of India. Hence, the reporting under paragraph clause 3 (xvi)(c) of the Order are not applicable to the Company.
- (d) The Company does not have more than one CIC as a part of its group. Hence, the provisions stated in paragraph clause 3 (xvi)(d) of the Order are not applicable to the Company.
- xvii. Based on the overall review of financial statements, the Company has not incurred cash losses in the current financial year and in the immediately preceding financial year. Hence, the provisions stated in paragraph clause 3 (xvii) of the Order are not applicable to the Company.
- xviii. There has been no resignation of the statutory auditors during the year. Hence, the provisions stated in paragraph 3 (xviii) of the Order are not applicable to the Company.
- xix. According to the information and explanations given to us and based on our examination of financial ratios, ageing and expected date of realization of financial assets and payment of liabilities, other information





# MSKA & Associates

## Chartered Accountants

accompanying the financial statements, our knowledge of the Board of Directors and management plans, we are of the opinion that no material uncertainty exists as on the date of audit report and the Company is capable of meeting its liabilities existing at the date of balance sheet as and when they fall due within a period of one year from the balance sheet date.

- xx. According to the information and explanations given to us, the provisions of section 135 of the Act are not applicable to the Company. Hence, reporting under paragraph (xx)(a) to (b) of the Order is not applicable to the Company.
- xxi. According to the information and explanations given to us, the Company does not have any subsidiary, associate or joint venture. Accordingly, reporting under clause 3(xxi) of the Order is not applicable

**For M S K A & Associates**

Chartered Accountants

ICAI Firm Registration No. 105047W




**Abhay M. Fadte**

Partner

Membership No. 049939

UDIN: 23049939BH AHQN7784



Place: Mumbai

Date: May 17, 2023

# MSKA & Associates

Chartered Accountants

## ANNEXURE C TO THE INDEPENDENT AUDITOR'S REPORT OF EVEN DATE ON THE FINANCIAL STATEMENTS OF DIGISOL SYSTEMS LIMITED FOR THE YEAR ENDED MARCH 31, 2023

[Referred to in paragraph 2(f) under 'Report on Other Legal and Regulatory Requirements' in the Independent Auditors' Report]

Report on the Internal Financial Controls under Clause (i) of Sub-section 3 of Section 143 of the Companies Act, 2013 ("the Act")

### Opinion

We have audited the internal financial controls with reference to financial statements of Digisol Systems Limited ("the Company") as of March 31, 2023 in conjunction with our audit of the financial statements of the Company for the year ended on that date.

In our opinion, the Company has, in all material respects, adequate internal financial control with reference to financial statements and such internal financial controls with reference to financial statements were operating effectively as at March 31, 2023, based on the internal control with reference to financial statements criteria established by the Company considering the essential components of internal control stated in the Guidance Note on Audit of Internal Financial Controls Over Financial Reporting issued by the Institute of Chartered Accountants of India (ICAI) (the "Guidance Note").

### Management's Responsibility for Internal Financial Controls

The Company's Management is responsible for establishing and maintaining internal financial controls based on the internal control with reference to financial statements criteria established by the Company considering the essential components of internal control stated in the Guidance Note. These responsibilities include the design, implementation and maintenance of adequate internal financial controls that were operating effectively for ensuring the orderly and efficient conduct of its business, including adherence to Company's policies, the safeguarding of its assets, the prevention and detection of frauds and errors, the accuracy and completeness of the accounting records, and the timely preparation of reliable financial information, as required under the Act.

### Auditors' Responsibility

Our responsibility is to express an opinion on the Company's internal financial controls with reference to financial statements based on our audit. We conducted our audit in accordance with the Guidance Note and the Standards on Auditing, issued by ICAI and deemed to be prescribed under section 143(10) of the Act, to the extent applicable to an audit of internal financial controls. Those Standards and the Guidance Note require that we comply with ethical requirements and plan and perform the audit to obtain reasonable assurance about whether adequate internal financial controls with reference to financial statements was established and maintained and if such controls operated effectively in all material respects.

Our audit involves performing procedures to obtain audit evidence about the adequacy of the internal financial controls with reference to financial statements and their operating effectiveness. Our audit of internal financial controls with reference to financial statements included obtaining an understanding of internal financial controls with reference to financial statements, assessing the risk that a material weakness exists, and testing and evaluating the design and operating effectiveness of internal control based on the assessed risk. The procedures selected depend on the auditor's judgement, including the assessment of the risks of material misstatement of the financial statements, whether due to fraud or error.

We believe that the audit evidence we have obtained is sufficient and appropriate to provide a basis for our audit opinion on the Company's internal financial controls with reference to financial statements.



# MSKA & Associates

Chartered Accountants


## Meaning of Internal Financial Controls With reference to Financial Statements

A Company's internal financial control with reference to financial statements is a process designed to provide reasonable assurance regarding the reliability of financial reporting and the preparation of financial statements for external purposes in accordance with generally accepted accounting principles. A Company's internal financial control with reference to financial statements includes those policies and procedures that (1) pertain to the maintenance of records that, in reasonable detail, accurately and fairly reflect the transactions and dispositions of the assets of the company; (2) provide reasonable assurance that transactions are recorded as necessary to permit preparation of financial statements in accordance with generally accepted accounting principles, and that receipts and expenditures of the company are being made only in accordance with authorizations of management and directors of the company; and (3) provide reasonable assurance regarding prevention or timely detection of unauthorized acquisition, use, or disposition of the company's assets that could have a material effect on the financial statements.

## Inherent Limitations of Internal Financial Controls With reference to financial statements

Because of the inherent limitations of internal financial controls with reference to financial statements, including the possibility of collusion or improper management override of controls, material misstatements due to error or fraud may occur and not be detected. Also, projections of any evaluation of the internal financial controls with reference to financial statements to future periods are subject to the risk that the internal financial control with reference to financial statements may become inadequate because of changes in conditions, or that the degree of compliance with the policies or procedures may deteriorate.

For M S K A & Associates  
Chartered Accountants  
ICAI Firm Registration No. 105047W



**Abhay M. Fadte**  
Partner  
Membership No. 049939  
UDIN: 23049939BHAHQN7784




Place: Mumbai  
Date: May 17, 2023


DIGISOL SYSTEMS LIMITED  
BALANCE SHEET AS AT MARCH 31, 2023  
(Amount in INR lakhs, unless otherwise stated)

Particulars	Notes	As at March 31, 2023	As at March 31, 2022
<b>ASSETS</b>			
<b>Non-current assets</b>			
Property, plant and equipment	5	456.27	129.10
Other intangible assets	6	-	3.56
<b>Financial assets</b>			
(i) Other financial assets	7	19.34	0.18
Deferred tax asset (net)	32	631.02	636.75
Non Current tax assets (net)	9	21.44	19.32
Other non-current assets	8	341.12	168.02
<b>Total non-current assets</b>		<b>1,469.19</b>	<b>956.93</b>
<b>Current assets</b>			
Inventories	10	1,802.96	951.96
<b>Financial assets</b>			
(i) Trade receivables	11	4,007.17	1,678.73
(ii) Cash and cash equivalents	12	5.39	8.05
(iii) Bank balances other than cash and cash equivalent	13	-	4.51
(iv) Other financial assets	14	4.59	11.01
Other current assets	15	119.35	294.84
<b>Total current assets</b>		<b>5,939.46</b>	<b>2,949.10</b>
<b>TOTAL ASSETS</b>		<b>7,408.65</b>	<b>3,906.03</b>
<b>EQUITY AND LIABILITIES</b>			
<b>Equity</b>			
Equity share capital	16	410.00	410.00
Other equity	17	2,000.61	1,577.25
<b>Total equity</b>		<b>2,410.61</b>	<b>1,987.25</b>
<b>Liabilities</b>			
<b>Non-current liabilities</b>			
<b>Financial liabilities</b>			
(i) Lease Liabilities	39	308.76	-
Provisions	18	89.81	55.76
<b>Total non-current liabilities</b>		<b>398.57</b>	<b>55.76</b>
<b>Current liabilities</b>			
<b>Financial liabilities</b>			
(i) Borrowings	19	1,703.65	844.33
(ii) Lease Liabilities	39	79.25	43.58
(ii) Trade payables	20	-	-
<b>Total outstanding dues of micro enterprises and small enterprises</b>		<b>114.18</b>	<b>95.67</b>
<b>Total outstanding dues of creditors other than micro enterprises and small enterprises</b>		<b>2,434.53</b>	<b>692.60</b>
(iii) Other financial liabilities	21	215.81	145.99
Other current liabilities	22	34.50	25.15
Provisions	23	17.55	15.70
<b>Total current liabilities</b>		<b>4,599.47</b>	<b>1,863.02</b>
<b>TOTAL LIABILITIES</b>		<b>4,998.04</b>	<b>1,918.78</b>
<b>TOTAL EQUITY AND LIABILITIES</b>		<b>7,408.65</b>	<b>3,906.03</b>
See accompanying notes to the financial statements		1-64	
The accompanying notes are an integral part of the financial statements			

As per our report of even date  
For M S K A & Associates  
Chartered Accountants  
Firm Registration No.:105047W


For and on behalf of the Board of Directors  
DIGISOL SYSTEMS LIMITED  
CIN : U31909GA2016PLC012970

  
Abhay W. Fadte  
Partner  
Membership No. 049939



  
K. R. Naik  
Wholetime Director  
DIN: 00002013

  
Arati Naik  
Director  
DIN: 06965985




Place: Mumbai  
Date : May 17, 2023

Place: Mumbai  
Date : May 17, 2023


DIGISOL SYSTEMS LIMITED  
 STATEMENT OF PROFIT AND LOSS FOR THE YEAR ENDED MARCH 31, 2023  
 (Amount in INR lakhs, unless otherwise stated)

Particulars	Notes	For the Year Ended March 31, 2023	For the Year Ended March 31, 2022
<b>INCOME</b>			
Revenue from operations	24	15,071.35	6,589.81
Other income	25	78.22	77.98
<b>Total Income</b>		<b>15,149.57</b>	<b>6,667.79</b>
<b>EXPENSES</b>			
Cost of raw materials consumed	26	567.59	445.55
Purchase of Stock-in-trade		12,868.89	4,518.26
Changes in inventories of traded goods, finished goods and work in progress.	27	(899.21)	(399.11)
Employee benefits expenses	28	1,049.37	887.23
Finance costs	29	86.09	38.83
Depreciation and amortisation expense	30	120.63	102.68
Other expenses	31	900.65	433.65
<b>Total expenses</b>		<b>14,694.01</b>	<b>6,027.09</b>
<b>Profit / (Loss) before tax</b>		<b>455.56</b>	<b>640.70</b>
<b>Tax expense</b>			
Current tax	32	-	-
Deferred tax	32	12.39	(335.28)
<b>Total income tax expense</b>		<b>12.39</b>	<b>(335.28)</b>
<b>Profit / (Loss) for the year</b>		<b>443.17</b>	<b>975.98</b>
<b>Other comprehensive income</b>			
<i>Items that will not be reclassified to profit or loss</i>			
Remeasurement of net defined benefit liability		(26.47)	0.25
Income tax effect		6.66	(0.06)
<b>Other comprehensive income for the year, net of tax</b>		<b>(19.81)</b>	<b>0.19</b>
<b>Total comprehensive income for the year</b>		<b>423.36</b>	<b>976.17</b>
<b>Earnings per Equity Share</b>			
Basic earnings / (loss) per Equity Share	34	1.08	2.38
Diluted earnings / (loss) per Equity Share	34	1.08	2.38
See accompanying notes to the financial statements	1-64		
The accompanying notes are an integral part of the financial statements			


As per our report of even date  
 For M S K A & Associates  
 Chartered Accountants  
 Firm Registration No.:105047W

  
 Abhay M. Fadte  
 Partner  
 Membership No. 049939

Place: Mumbai  
 Date : May 17, 2023

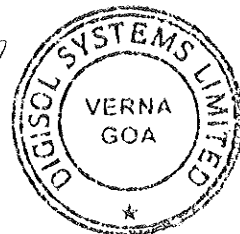


For and on behalf of the Board of Directors  
 DIGISOL SYSTEMS LIMITED  
 CIN : U31909GA2016PLC012970

  
 K. R. Naik  
 Wholetime Director  
 DIN: 00002013

Place: Mumbai  
 Date : May 17, 2023

  
 Arati Naik  
 Director  
 DIN: 06965985



DIGISOL SYSTEMS LIMITED  
STATEMENT OF CHANGES IN EQUITY FOR THE YEAR ENDED MARCH 31, 2023  
(Amount in INR lakhs, unless otherwise stated)

(A) Equity share capital

Particulars	As at March 31, 2023		As at March 31, 2022	
	No. of shares (in lakhs)	Amount	No. of shares (in lakhs)	Amount
Equity share of Rs. 1/- each issued, subscribed and fully paid up				
Opening	410.00	410.00	410.00	410.00
Add: Issued during the year	-	-	-	-
Closing	410.00	410.00	410.00	410.00

(B) Other equity

Particulars	Share Capital Pending allotment	Capital Contribution	Reserves and Surplus			Total
			Surplus / (Deficit) in the Statement of Profit and Loss	FVTOCI Reserve on Defined Benefits	Capital Reserve	
Balance as at April 01, 2021	164.82	170.65	(691.67)	(6.93)	964.21	601.08
Profit / (Loss) for the year	-	-	975.98	-	-	975.98
Add Capital Reserve	-	-	-	-	-	-
Other comprehensive income / (loss) for the year	-	-	-	0.19	-	0.19
Total comprehensive income for the year	-	-	975.98	0.19	-	976.17
Balance as at March 31, 2022	164.82	170.65	284.31	(6.74)	964.21	1,577.25

Particulars	Share Capital Pending allotment	Capital Contribution	Reserves and Surplus			Total
			Surplus / (Deficit) in the Statement of Profit and Loss	FVTOCI Reserve on Defined Benefits	Capital Reserve	
Balance as at April 01, 2022	164.82	170.65	284.31	(6.74)	964.21	1,577.25
Profit / (Loss) for the year	-	-	443.17	-	-	443.17
Other comprehensive income / (loss) for the year	-	-	-	(19.81)	-	(19.81)
Total comprehensive income for the year	-	-	443.17	(19.81)	-	423.36
Balance as at March 31, 2023	164.82	170.65	727.48	(26.55)	964.21	2,000.61

See accompanying notes to the financial statements

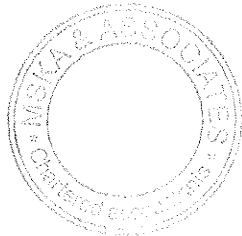
1-64

The accompanying notes are an integral part of the financial statements

As per our report of even date  
For M S K A & Associates  
Chartered Accountants  
Firm Registration No.:105047W

Abhay M. Fadtte  
Partner  
Membership No. 049939

Place: Mumbai  
Date : May 17, 2023



For and on behalf of the Board of Directors  
DIGISOL SYSTEMS LIMITED  
CIN : U31909GA2016PLC012970

K. R. Naik  
Wholetime Director  
DIN: 00002013

Place: Mumbai  
Date : May 17, 2023

Arati Naik  
Director  
DIN: 06965985




## DIGISOL SYSTEMS LIMITED


## STATEMENT OF CASH FLOW FOR THE YEAR ENDED MARCH 31, 2023

(Amount in INR lakhs, unless otherwise stated)

Particulars	For the Year Ended March 31, 2023	For the Year Ended March 31, 2022
<b>Cash flow from operating activities</b>		
Net Profit / (loss) before tax	455.56	640.70
Adjustments for:		
Unrealised Foreign Currency Exchange Rate Fluctuation (net)	(1.83)	(2.14)
Depreciation and amortisation expenses	120.63	102.68
Finance cost	86.09	38.83
Interest income	(0.11)	(9.57)
(Profit) / Loss on sale of property, plant & equipment (net)	-	(0.18)
EIR impact of security deposits and rent amortization	(1.08)	(0.20)
Bad Debts written off	0.23	0.82
Sundry balances written (back) / off (net)	(36.62)	1.74
Waiver of Lease rental	-	(6.41)
Provision for warranty (net)	9.30	4.24
Provision for doubtful debts and advances (net)	5.82	18.84
Liabilities no longer required written back	-	(8.71)
<b>Operating Profit before working capital changes</b>	<b>637.99</b>	<b>780.64</b>
<b>Changes in working capital</b>		
(Increase) / Decrease in inventories	(851.00)	(437.50)
(Increase) / Decrease in trade receivables	(2,332.95)	(809.89)
(Increase) / Decrease in other financial assets	(14.76)	317.05
(Increase) / Decrease in other current assets	2.39	(125.20)
Increase / (Decrease) in trade payables	1,797.35	221.13
Increase / (Decrease) in provisions	0.13	10.67
Increase / (Decrease) in financial liabilities	70.41	(34.30)
Increase / (Decrease) in current liabilities	9.35	9.60
<b>Cash generated from / (Used in ) operations</b>	<b>(681.09)</b>	<b>(67.80)</b>
Income tax paid	(2.12)	(13.60)
<b>Net cash flows from / (Used in ) operating activities (A)</b>	<b>(683.21)</b>	<b>(81.40)</b>
<b>Cash flow from Investing activities</b>		
Payment for property, plant and equipment and intangible assets	(4.75)	(34.91)
Proceeds from sale/ disposal of property, plant and equipment	-	0.22
Interest received	0.12	12.98
<b>Net cash flow from / (Used in ) investing activities (B)</b>	<b>(4.63)</b>	<b>(21.71)</b>
<b>Cash flow from Financing activities</b>		
Proceeds from Long term borrowings	-	(74.62)
Proceeds from / (Repayment of) short term borrowings (net)	859.32	317.54
Interest payments	(63.20)	(80.97)
Lease liability payments	(110.94)	(63.60)
<b>Net Cash Flows from / (Used in ) Financing Activities (C)</b>	<b>685.18</b>	<b>98.35</b>
<b>Net Increase / (Decrease) in cash and cash equivalents (A+B+C)</b>	<b>(2.66)</b>	<b>(4.76)</b>
Cash and cash equivalents at the beginning of the year	8.05	12.81
Cash and cash equivalents at the end of the year	5.39	8.05
<b>Cash and cash equivalents comprise</b>		
Balances with banks		
On current accounts	4.63	7.01
Cash on hand	0.76	1.04
<b>Total cash and cash equivalents at end of the year</b>	<b>5.39</b>	<b>8.05</b>



Handwritten initials and a signature.



DIGISOL SYSTEMS LIMITED  
STATEMENT OF CASH FLOW FOR THE YEAR ENDED MARCH 31, 2023  
(Amount in INR lakhs, unless otherwise stated)


Non Cash Movement in Financing Activity


Particulars	For the Year Ended March 31, 2023	For the Year Ended March 31, 2022
Borrowings	-	98.10
Lease Liabilities (net)	455.37	24.22

See accompanying notes to the financial statements  
The accompanying notes are an integral part of the financial statements

1-64


As per our report of even date  
For M S K A & Associates  
Chartered Accountants  
Firm Registration No.:105047W

  
Abhay W. Padte  
Partner  
Membership No. 049939



Place: Mumbai  
Date : May 17, 2023

For and on behalf of the Board of Directors  
DIGISOL SYSTEMS LIMITED  
CIN : U31909GA2016PLC012970

  
K. R. Naik  
Wholetime Director  
DIN: 00002013

  
Arati Naik  
Director  
DIN: 06965985

Place: Mumbai  
Date : May 17, 2023





**DIGISOL SYSTEMS LIMITED**

**Notes forming part of the Financial Statements**

(Amount in INR lakhs, unless otherwise stated)

**1 General Information**

Digisol Systems Limited ("Company") was incorporated on August 17, 2016. The Company is in the business of developing, manufacturing, marketing, distributing and servicing of various categories of Networking and Information Technology (IT) Products sold under brand name "DIGISOL", hereinafter referred to as ("Digisol Business")

**2 Significant accounting policies**

Significant accounting policies adopted by the Company are as under:

**2.1 Basis of Preparation of Financial Statements**

**(a) Statement of Compliance with Ind AS**

These financial statements have been prepared in accordance with Indian Accounting Standards (Ind AS) notified under Section 133 of the Companies Act, 2013 (the "Act") read with the Companies (Indian Accounting Standards) Rules, 2015 and Companies (Indian Accounting Standards) Amendment Rules, 2016.

Accounting policies have been consistently applied to all the years presented except where a newly issued accounting standard is initially adopted or a revision to an existing accounting standard requires a change in the accounting policy hitherto in use.

**(b) Basis of measurement**

The financial statements have been prepared on the historical cost basis except for the following items:-

Items	Measurement Basis
Certain Financial Assets and Financials Liabilities	Fair Value
Net Defined Benefit (asset) / liability	Present value of defined benefit obligation less fair value of plan assets

**(c) Classification into current and non-current:**

All assets and liabilities have been classified as current or non-current as per the Company's operating cycle and other criteria set out in the Schedule III to the Companies Act, 2013. Based on the nature of services and the time between the rendering of service and their realization in cash and cash equivalents, the Company has ascertained its operating cycle as twelve months for the purpose of current and non current classification of assets and liabilities.

**(d) Use of estimates**

The preparation of financial statements in conformity with Ind AS requires the Management to make estimate and assumptions that affect the reported amount of assets and liabilities as at the Balance Sheet date, reported amount of revenue and expenses for the year and disclosures of contingent liabilities as at the Balance Sheet date. The estimates and assumptions used in the accompanying financial statements are based upon the Management's evaluation of the relevant facts and circumstances as at the date of the financial statements. Actual results could differ from these estimates. Estimates and underlying assumptions are reviewed on a periodic basis. Revisions to accounting estimates, if any, are recognized in the year in which the estimates are revised and in any future years affected. Refer Note 3 for details on estimates and judgments.

**(e) Functional and presentation currency**

These financials are presented in Indian Rupees (INR), which is also the company's functional currency. All amounts disclosed in financial statements and notes have been rounded off to the nearest lakhs, unless otherwise stated.

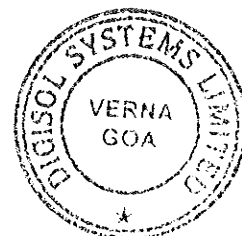
**2.2 Property, plant and equipment**

Property, plant and equipment, are stated at historical cost of acquisition or construction less accumulated depreciation and impairment losses, if any. Freehold land is carried at cost and is not depreciated. Cost of property, plant and equipment comprises its purchase price net of any discounts and rebates, any import duties and other taxes (other than those subsequently recovered from the tax authorities), any directly attributable expenditure on making the asset ready for its intended use, other incidental expenses, decommissioning costs, if any, and interest on borrowings attributable to it up to the date it is ready for its intended use. Cost of property, plant and equipment that are not yet ready for their intended use at the balance sheet date are shown under capital work-in-progress.

Subsequent costs are included in the asset's carrying amount or recognized as a separate asset, as appropriate, only when it is probable that future economic benefits associated with the item will flow to the Company and the cost of the item can be measured reliably. The carrying amount of any component accounted for as a separate asset is derecognized when replaced. All other repairs and maintenance costs are charged to Statement of Profit and Loss during the year in which they are incurred.

Advances paid towards the acquisition of property, plant and equipment outstanding at each balance sheet date is classified as capital advances under other non-current assets and the cost of assets not put to use before such date are disclosed under 'Capital work-in-progress'.

Property, plant and equipment's residual values and useful lives are reviewed at each Balance Sheet date and changes, if any, are treated as changes in accounting estimate.



**DIGISOL SYSTEMS LIMITED**

**Notes forming part of the Financial Statements**

(Amount in INR lakhs, unless otherwise stated)

**Depreciation methods, estimated useful lives**

The Company depreciates Property, plant and equipments using the straight line method over their estimated useful lives as under:

Property, plant and equipment	Useful Lives (in years)
Plant and Equipments	8
Furniture and Fixtures	8
Motor Vehicle	5
Electrical Installations	10
Office equipment	5
Computer	3

Based on the technical experts assessment of useful life, certain items of property plant and equipment are being depreciated over useful lives different from the prescribed useful lives under Schedule II to the Companies Act, 2013. Management believes that such estimated useful lives are realistic and reflect fair approximation of the period over which the assets are likely to be used.

Depreciation on addition to property plant and equipment is provided on pro-rata basis from the date of acquisition. Depreciation on sale/deduction from property plant and equipment is provided up to the date preceding the date of sale, deduction as the case may be. Gains and losses on disposals are determined by comparing proceeds with carrying amount. These are included in Statement of Profit and Loss under 'Other Income'.

Depreciation methods, useful lives and residual values are reviewed periodically at each financial year end and adjusted prospectively, as appropriate.

**2.3 Goodwill**

Goodwill represents the future economic benefits arising from a business combination that are not individually identified and separately recognised. Goodwill is carried at cost less accumulated impairment losses.

**2.4 Other Intangible Assets**

Intangible assets are stated at acquisition cost, net of accumulated amortization.

The Company amortises intangible assets over their estimated useful lives using the straight line method. The estimated useful lives of intangible assets are as follows:

Intangible assets	Useful life
Computer Software	4 years *
* subject to licence period	

Intangible assets with finite lives are assessed for impairment whenever there is an indication that the intangible asset may be impaired. The amortization period and the amortization method for an intangible asset with a finite useful life are reviewed at least at each financial year end.

**2.5 Foreign Currency Transactions**

**(a) Functional and presentation currency**

Items included in the financial statements are measured using the currency of the primary economic environment in which the entity operates ('the functional currency'). The financial statements are presented in Indian rupee (INR), which is the Company's functional and presentation currency.

**(b) Transactions and balances**

On initial recognition, all foreign currency transactions are recorded by applying to the foreign currency amount the exchange rate between the functional currency and the foreign currency at the date of the transaction. Gains/Losses arising out of fluctuation in foreign exchange rate between the transaction date and settlement date are recognised in the Statement of Profit and Loss.

All monetary assets and liabilities in foreign currencies are restated at the year end at the exchange rate prevailing at the year end and the exchange differences are recognised in the Statement of Profit and Loss.

Non-monetary items that are measured in terms of historical cost in a foreign currency are translated using the exchange rates at the dates of the initial transactions.



**DIGISOL SYSTEMS LIMITED**

**Notes forming part of the Financial Statements**

(Amount in INR lakhs, unless otherwise stated)

**2.6 Fair value measurement**

The Company measures financial instruments at fair value at each balance sheet date.

Fair value is the price that would be received to sell an asset or paid to transfer a liability in an orderly transaction between market participants at the measurement date. The fair value measurement is based on the presumption that the transaction to sell the asset or transfer the liability takes place either:

- a) In the principal market for the asset or liability, or
- b) In the absence of a principal market, in the most advantageous market for the asset or liability accessible to the Company.

The Company uses valuation techniques that are appropriate in the circumstances and for which sufficient data are available to measure fair value, maximizing the use of relevant observable inputs and minimizing the use of unobservable inputs. The Company's management determines the policies and procedures for fair value measurement.

All assets and liabilities for which fair value is measured or disclosed in the financial statements are categorized within the fair value hierarchy, described as follows, based on the lowest level input that is significant to the fair value measurement as a whole:

- Level 1 – Quoted (unadjusted) market prices in active markets for identical assets or liabilities
- Level 2 – Inputs other than quoted prices included in Level 1 that are observable for the assets or liability, either directly (i.e. as prices) or indirectly (i.e. derived from prices).
- Level 3 – Inputs for the assets or liability that are not based on observable market data (unobservable inputs).

**2.7 Revenue Recognition**

**Sale of Products**

Revenue from contract with customers is recognised when the Company satisfies the performance obligation by transferring promised goods and services to the customer. The revenue is measured based on transaction price, which is the fair value of consideration received or receivable, and is net of discounts, allowances, returns, goods and services tax and amounts collected on behalf of third party.

**Rendering of Services**

The Company primarily earns revenue from repair charges. Revenue is recognised in accordance with the terms of the contract with customers when the identified performance obligation is completed. The revenue is measured based on transaction price, which is the fair value of consideration received or receivable and is net of Goods and Service Tax.

**Royalty Income**

Royalty Income represents earning from licensing arrangements of the Company's trademarks. Revenue from royalty is recognised in accordance with the agreement with customers when the identified performance obligation is satisfied.

The revenue is measured at the agreed basis representing the fair value of consideration received or receivable and is net of Goods and Service Tax.

**Other Income**

Interest Income is recognised on a basis of effective interest method as set out in Ind AS 109, Financial Instruments, and where no significant uncertainty as to measurability or collectability exists.

**2.8 Taxes**

Tax expense for the year, comprising current tax and deferred tax, are included in the determination of the net profit or loss for the year.

**(a) Current income tax**


Current tax is the amount of tax payable on the taxable income for the year as determined in accordance with the provisions of the Income Tax Act, 1961. Current tax assets and tax liabilities are offset where the entity has a legally enforceable right to offset and intends either to settle on a net basis, or to realize the asset and settle the liability simultaneously.

**(b) Deferred tax**

Deferred tax is recognised on temporary differences, being differences between the carrying amount of assets and liabilities and corresponding tax bases used in the computation of taxable profit. Deferred tax is measured using the tax rates and the tax laws enacted or substantively enacted as at the reporting date. Deferred tax liabilities are recognised for all temporary differences. Deferred tax assets are generally recognised for all deductible temporary differences to the extent that it is probable that taxable profits will be available against which those deductible temporary differences can be utilised. Deferred tax assets and liabilities are offset if such items relate to taxes on income levied by the same governing tax laws and the Company has a legally enforceable right for such set off.

Deferred tax assets are reviewed at each balance sheet date for their realisability.

Current and deferred tax are recognised in profit or loss, except when they relate to items that are recognised in Other Comprehensive Income or directly in equity, in which case, the current and deferred tax are also recognised in Other Comprehensive Income or directly in equity respectively.



**DIGISOL SYSTEMS LIMITED**

**Notes forming part of the Financial Statements**

(Amount in INR lakhs, unless otherwise stated)

**2.9 Leases**

**As a lessee**

The Company's lease asset classes primarily consist of leases for office and factory premises. The Company assesses whether a contract contains a lease, at inception of a contract. A contract is, or contains, a lease if the contract conveys the right to control the use of an identified asset for a period of time in exchange for consideration. To assess whether a contract conveys the right to control the use of an identified asset, the Company assesses whether:

- (i) the contract involves the use of an identified asset
- (ii) the Company has substantially all of the economic benefits from use of the asset through the period of the lease and
- (iii) the Company has the right to direct the use of the asset.

At the date of commencement of the lease, the Company recognizes a right-of-use asset ("ROU") and a corresponding lease liability for all lease arrangements in which it is a lessee, except for leases with a term of twelve months or less (short-term leases) and low value leases. For these short-term and low value leases, the Company recognizes the lease payments as an operating expense on a straight-line basis over the term of the lease.

Lease liability and ROU asset have been separately presented in the Balance Sheet and lease payments have been classified as financing cash flows

**2.10 Inventories**

Inventories are valued at the lower of cost (on weighted average basis) and net realisable value.

Cost of inventories comprises of cost of purchases, costs of conversion and other costs incurred in bringing the inventories to their present location and condition.

Provision of obsolescence on inventories is considered on the basis of management's estimate based on demand and market of the inventories.

Net realizable value is the estimated selling price in the ordinary course of business, less the estimated cost of completion and the estimated costs necessary to make the sale.

The net realizable value of work in progress is determined with reference to the selling prices of related finished products. Raw materials and other supplies held for use in the production of finished products are not written down below cost except in cases where material prices have declined and it is estimated that the cost of the finished products will exceed the net realizable value.

**2.11 Impairment of non-financial assets**

The carrying values of assets / cash generating units at each balance sheet date are reviewed for impairment. If any indication of impairment exists, the recoverable amount of such assets is estimated and impairment is recognised, if the carrying amount of these assets exceeds their recoverable amount. The recoverable amount is the greater of the net selling price and their value in use. Value in use is arrived at by discounting the future cash flows to their present value based on an appropriate pre-tax discount rate to determine whether there is any indication that those assets have suffered any impairment loss. When there is an indication that an impairment loss recognised for an asset in earlier accounting periods no longer exists or may have decreased, such reversal of impairment loss is recognised in the Statement of Profit and Loss, except in case of revalued assets.

**2.12 Provisions and contingent liabilities**

Provisions are recognised when the Company has a present obligation (legal or constructive) as a result of a past event, it is probable that the Company will be required to settle the obligation, and a reliable estimate can be made of the amount of the obligation.

The amount recognised as a provision is the best estimate of the consideration required to settle the present obligation at the end of the reporting period, taking into account the risks and uncertainties surrounding the obligation. In the event the time value of money is material, provision is carried at the present value of the cash flows required to settle the obligation.

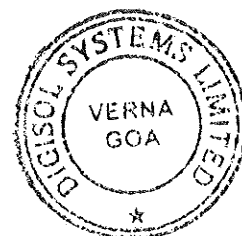
A provision for warranties is recognized when the underlying products or services are sold. The provision is based on technical evaluation, historical warranty data and a weighing of all possible outcomes by their associated probabilities.

If the effect of the time value of money is material, provisions are discounted using a current pre-tax rate that reflects, when appropriate, the risks specific to the liability. When discounting is used, the increase in the provision due to the passage of time is recognized as a finance cost.

Contingent liabilities are disclosed when there is a possible obligation arising from past events, the existence of which will be confirmed only by the occurrence or non-occurrence of one or more uncertain future events not wholly within the control of the Company or a present obligation that arises from past events, where it is either not probable that an outflow of resources will be required to settle the obligation or a reliable estimate of the amount cannot be made. When there is a possible obligation or a present obligation in respect of which the likelihood of outflow of resources is remote, no provision or disclosure is made.



*[Handwritten mark]*



**DIGISOL SYSTEMS LIMITED**

**Notes forming part of the Financial Statements**

(Amount in INR lakhs, unless otherwise stated)

**2.13 Cash and cash equivalents**

Cash and cash equivalent in the balance sheet comprise cash at banks, cash on hand and short-term deposits net of bank overdraft with an original maturity of three months or less, which are subject to an insignificant risk of changes in value.

For the purposes of the cash flow statement, cash and cash equivalents include cash on hand, cash in banks and short-term deposits net of bank overdraft.

**2.14 Financial instruments**

A financial instrument is any contract that gives rise to a financial asset of one entity and a financial liability or equity instrument of another entity.

**(a) Financial assets**

**(i) Initial recognition and measurement**

At initial recognition, financial asset is measured at its fair value plus, in the case of a financial asset not at fair value through profit or loss, transaction costs that are directly attributable to the acquisition of the financial asset. Transaction costs of financial assets carried at fair value through profit or loss are expensed in profit or loss.

**(ii) Subsequent measurement**

For purposes of subsequent measurement, financial assets are classified in following categories:

- a) at amortized cost; or
- b) at fair value through other comprehensive income; or
- c) at fair value through profit or loss.

The classification depends on the entity's business model for managing the financial assets and the contractual terms of the cash flows.

Amortized cost: Assets that are held for collection of contractual cash flows where those cash flows represent solely payments of principal and interest are measured at amortized cost. Interest income from these financial assets is included in finance income using the effective interest rate method (EIR).

Fair value through other comprehensive income (FVOCI): Assets that are held for collection of contractual cash flows and for selling the financial assets, where the assets' cash flows represent solely payments of principal and interest, are measured at fair value through other comprehensive income (FVOCI). Movements in the carrying amount are taken through other comprehensive income (OCI), except for the recognition of impairment gains or losses, interest revenue and foreign exchange gains and losses which are recognized in Statement of Profit and Loss. When the financial asset is derecognized, the cumulative gain or loss previously recognized in OCI is reclassified from equity to Statement of Profit and Loss and recognized in other gains/ (losses). Interest income from these financial assets is included in other income using the effective interest rate method.

Fair value through profit or loss: Assets that do not meet the criteria for amortized cost or FVOCI are measured at fair value through profit or loss. Interest income from these financial assets is included in other income.

Equity instruments: All equity investments in scope of Ind AS 109 are measured at fair value. Equity instruments which are held for trading and contingent consideration recognised by an acquirer in a business combination to which Ind AS103 applies are classified as at Fair value through profit and loss (FVTPL). For all other equity instruments, the Company may make an irrevocable election to present in other comprehensive income subsequent changes in the fair value. The Company makes such election on an instrument-by-instrument basis. The classification is made on initial recognition and is irrevocable.

If the Company decides to classify an equity instrument as at FVTOCI, then all fair value changes on the instrument, excluding dividends, are recognized in the OCI. There is no recycling of the amounts from OCI to profit and loss, even on sale of investment. However, the Company may transfer the cumulative gain or loss within equity.

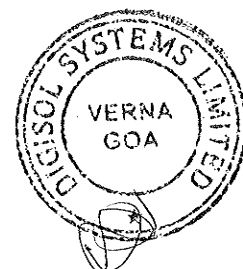
Equity instruments included within the FVTPL category are measured at fair value with all changes recognized in the profit and loss.

**(iii) Impairment of financial assets**

In accordance with Ind AS 109, Financial Instruments, the Company applies expected credit loss (ECL) model for measurement and recognition of impairment loss on financial assets.

For recognition of impairment loss on financial assets and risk exposure, the Company determines that whether there has been a significant increase in the credit risk since initial recognition. If credit risk has not increased significantly, 12-quarters ECL is used to provide for impairment loss. However, if credit risk has increased significantly, lifetime ECL is used. If in subsequent years, credit quality of the instrument improves such that there is no longer a significant increase in credit risk since initial recognition, then the entity reverts to recognizing impairment loss allowance based on 12 quarters ECL.

Life time ECLs are the expected credit losses resulting from all possible default events over the expected life of a financial instrument. The 12-quarters ECL is a portion of the lifetime ECL which results from default events that are possible within 12 quarters after the year end.



**DIGISOL SYSTEMS LIMITED**

**Notes forming part of the Financial Statements**

(Amount in INR lakhs, unless otherwise stated)

ECL is the difference between all contractual cash flows that are due to the Company in accordance with the contract and all the cash flows that the entity expects to receive (i.e. all shortfalls), discounted at the original EIR. When estimating the cash flows, an entity is required to consider all contractual terms of the financial instrument (including prepayment, extension etc.) over the expected life of the financial instrument. However, in rare cases when the expected life of the financial instrument cannot be estimated reliably, then the entity is required to use the remaining contractual term of the financial instrument.

In general, it is presumed that credit risk has significantly increased since initial recognition, if the payment is more than 30 days past due.

ECL impairment loss allowance (or reversal) recognized during the year is recognized as income/expense in the statement of profit and loss. In balance sheet ECL for financial assets measured at amortized cost is presented as an allowance, i.e. as an integral part of the measurement of those assets in the balance sheet. The allowance reduces the net carrying amount. Until the asset meets write off criteria, the Company does not reduce impairment allowance from the gross carrying amount.

**(iv) Derecognition of financial assets**

A financial asset is derecognized only when

- a) the rights to receive cash flows from the financial asset is transferred or
- b) retains the contractual rights to receive the cash flows of the financial asset, but assumes a contractual obligation to pay the cash flows to one or more recipients.

Where the financial asset is transferred then in that case financial asset is derecognized only if substantially all risks and rewards of ownership of the financial asset is transferred. Where the entity has not transferred substantially all risks and rewards of ownership of the financial asset, the financial asset is not derecognized.

**(b) Financial liabilities**

**(i) Initial recognition and measurement**

Financial liabilities are classified, at initial recognition, as financial liabilities at fair value through profit or loss and at amortized cost, as appropriate.

All financial liabilities are recognized initially at fair value and, in the case of borrowings and payables, net of directly attributable transaction costs.

**(ii) Subsequent measurement**

The measurement of financial liabilities depends on their classification, as described below:

**Financial liabilities at fair value through profit or loss**

Financial liabilities at fair value through profit or loss include financial liabilities held for trading and financial liabilities designated upon initial recognition as at fair value through profit or loss. Separated embedded derivatives are also classified as held for trading unless they are designated as effective hedging instruments. Gains or losses on liabilities held for trading are recognized in the Statement of Profit and Loss.

**Loans and borrowings**

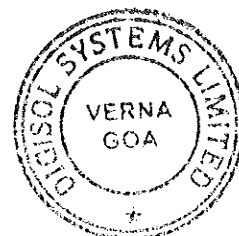
After initial recognition, interest-bearing loans and borrowings are subsequently measured at amortized cost using the EIR method. Gains and losses are recognized in Statement of Profit and Loss when the liabilities are derecognized as well as through the EIR amortization process. Amortized cost is calculated by taking into account any discount or premium on acquisition and fees or costs that are an integral part of the EIR. The EIR amortization is included as finance costs in the Statement of Profit and Loss.

**(iii) Derecognition**

A financial liability is derecognized when the obligation under the liability is discharged or cancelled or expires. When an existing financial liability is replaced by another from the same lender on substantially different terms, or the terms of an existing liability are substantially modified, such an exchange or modification is treated as the derecognition of the original liability and the recognition of a new liability. The difference in the respective carrying amounts is recognized in the Statement of Profit and Loss as finance costs.

**(c) Offsetting financial instruments**

Financial assets and liabilities are offset and the net amount is reported in the balance sheet where there is a legally enforceable right to offset the recognized amounts and there is an intention to settle on a net basis or realize the asset and settle the liability simultaneously. The legally enforceable right must not be contingent on future events and must be enforceable in the normal course of business and in the event of default, insolvency or bankruptcy of the Company or the counterparty.



**DIGISOL SYSTEMS LIMITED**

**Notes forming part of the Financial Statements**

(Amount in INR lakhs, unless otherwise stated)

**2.15 Employee Benefits**

**(a) Short-term obligations**

Liabilities for wages and salaries, including non-monetary benefits that are expected to be settled wholly within 12 months after the end of the year in which the employees render the related service are recognized in respect of employees' services up to the end of the year and are measured at the amounts expected to be paid when the liabilities are settled. The liabilities are presented as current employee benefit obligations in the balance sheet.

**(b) Defined Contribution schemes**

(i) Company's contribution to the provident fund and employee's state insurance fund are charged to the statement of Profit and Loss of the year when the contributions to the respective funds are due. There are no other obligations other than the contribution payable to the respective authorities.

**(ii) Defined Benefit plans**

**Gratuity:**

The Company provides for gratuity, a defined benefit plan (the 'Gratuity Plan') covering eligible employees in accordance with the Payment of Gratuity Act, 1972. The Gratuity Plan provides a lump sum payment to vested employees at retirement, death, incapacitation or termination of employment, of an amount based on the respective employee's salary. The Company's liability is actuarially determined (using the Projected Unit Credit method) at the end of each year.

Remeasurements, comprising of actuarial gains and losses and the return on plan assets (excluding net interest) is reflected immediately in the balance sheet with a charge/credit recognised in Other Comprehensive Income ("OCI") in the period in which they occur.

Remeasurements are recognised in OCI is reflected immediately in Surplus / (Deficit) in the Statement of Profit and Loss and is not reclassified to profit or loss in subsequent periods.

**(iii) Other long term employee benefits**

Company's liabilities towards compensated absences to employees which are expected to be availed or encashed beyond 12 months from the end of the year are accrued on the basis of valuations, as at the Balance Sheet date, carried out by an independent actuary using Projected Unit Credit Method.

Actuarial gains and losses comprise experience adjustments and the effects of changes in actuarial assumptions and are recognised immediately in the statement of profit and loss.

**2.16 Earnings Per Share**

Basic earnings per share is calculated by dividing the net profit or loss for the year attributable to equity shareholders by the weighted average number of equity shares outstanding during the year. Earnings considered in ascertaining the Company's earnings per share is the net profit or loss for the year after deducting preference dividends and any attributable tax thereto for the year. The weighted average number of equity shares outstanding during the year and for all the years presented is adjusted for events, such as bonus shares, other than the conversion of potential equity shares, that have changed the number of equity shares outstanding, without a corresponding change in resources.

For the purpose of calculating diluted earnings per share, the net profit or loss for the year attributable to equity shareholders and the weighted average number of shares outstanding during the year is adjusted for the effects of all dilutive potential equity shares.

**2.17 Borrowing Costs**

Borrowing costs consist of interest and other costs that an entity incurs in connection with the borrowing of funds. Borrowing costs also include exchange differences to the extent regarded as an adjustment to the borrowing costs.

All borrowing costs are charged to the Statement of Profit and Loss except:

a) Borrowing costs directly attributable to the acquisition or construction of assets that necessarily takes a substantial period of time to get ready for its intended use are capitalised as part of the cost of such assets.

b) Expenses incurred on raising long term borrowings are amortised using effective interest rate method over the period of borrowings.

Investment Income earned on the temporary investment of funds of specific borrowings pending their expenditure on qualifying assets is deducted from the borrowing costs eligible for capitalisation.

**2.18 Events occurring after the balance sheet date**

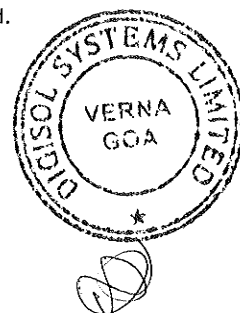
Where material, events occurring after the date of the balance sheet are considered up to the date of approval of accounts by the Board of Directors.

**2.19 Rounding off amounts**

All amounts disclosed in financial statements and notes have been rounded off to the nearest lakhs, unless otherwise stated.



Handwritten mark.



**DIGISOL SYSTEMS LIMITED**

**Notes forming part of the Financial Statements**

(Amount in INR lakhs, unless otherwise stated)

**3 Significant accounting judgments, estimates and assumptions**

In the preparation of the financial statements, the Company makes judgements, estimates and assumptions about the carrying amount of assets and liabilities that are not readily apparent from other sources. The estimates and associated assumptions are based on historical experience and other factors that are considered to be relevant. Actual results may differ from these estimates.

Estimates and underlying assumptions are reviewed on an ongoing basis. Revisions to accounting estimates are recognised prospectively. Information about assumptions, judgements and estimation uncertainties that have a significant risk of resulting in a material adjustment in the year ending March 31, 2022 are as below :

**(a) Useful lives of property, plant and equipment and Intangible assets**

As described in the significant accounting policies, the Company reviews the estimated useful lives of property, plant and equipment and intangible assets at the end of each reporting period. Useful lives of intangible assets is determined on the basis of estimated benefits to be derived from use of such intangible assets. These reassessments may result in change in the depreciation /amortisation expense in future periods.

**(b) Taxes**

Deferred tax assets are recognized for unused tax losses to the extent that it is probable that taxable profit will be available against which the losses can be utilized. Significant management judgment is required to determine the amount of deferred tax assets that can be recognized, based upon the likely timing and the level of future taxable profits together with future tax planning strategies. Refer Note 32

**(c) Actuarial Valuation**

The determination of Company's liability towards defined benefit obligation to employees is made through independent actuarial valuation including determination of amounts to be recognised in the Statement of Profit and Loss and in Other Comprehensive Income. Such valuation depend upon assumptions determined after taking into account discount rate, salary growth rate, expected rate of return, mortality and attrition rate. Due to the complexities involved in the valuation and its long-term nature, a defined benefit obligation is highly sensitive to changes in these assumptions. Information about such valuation is provided in notes to the financial statements.

**(d) Impairment of non-financial assets**

In assessing impairment, management estimates the recoverable amount of each asset or cash-generating units based on expected future cash flows and uses an interest rate to discount them. Estimation uncertainty relates to assumptions about future operating results and the determination of a suitable discount rate.

**4.1 Standards (including amendments) issued but not yet effective**

The Ministry of Corporate Affairs ("MCA") has notified Companies (Indian Accounting Standard) Amendment Rules, 2023 dated March 31, 2023 to amend certain Ind ASs which are effective from 01 April 2023:

Below is a summary of such amendments:

**(i) Disclosure of Accounting Policies - Amendment to Ind AS 1 Presentation of financial statements**


The MCA issued amendments to Ind AS 1, providing guidance to help entities meet the accounting policy disclosure requirements. The amendments aim to make accounting policy disclosures more informative by replacing the requirement to disclose 'significant accounting policies' with 'material accounting policy information'. The amendments also provide guidance under what circumstance, the accounting policy information is likely to be considered material and therefore requiring disclosure.

The amendments are effective for annual reporting periods beginning on or after 01 April 2023. The Company is currently revisiting their accounting policy information disclosures to ensure consistency with the amended requirements.

**(ii) Definition of Accounting Estimates - Amendments to Ind AS 8 Accounting policies, changes in accounting estimates and errors**

The amendment to Ind AS 8, which added the definition of accounting estimates, clarifies that the effects of a change in an input or measurement technique are changes in accounting estimates, unless resulting from the correction of prior period errors. These amendments clarify how entities make the distinction between changes in accounting estimate, changes in accounting policy and prior period errors. The distinction is important, because changes in accounting estimates are applied prospectively to future transactions and other future events, but changes in accounting policies are generally applied retrospectively to past transactions and other past events as well as the current period.

The amendments are effective for annual reporting periods beginning on or after 01 April 2023. The amendments are not expected to have a material impact on the Company's financial statements.





**DIGISOL SYSTEMS LIMITED**

**Notes forming part of the Financial Statements**

(Amount in INR lakhs, unless otherwise stated)

**(iii) Deferred Tax related to Assets and Liabilities arising from a Single Transaction - Amendments to Ind AS 12 Income taxes**

The amendment to Ind AS 12, requires entities to recognise deferred tax on transactions that, on initial recognition, give rise to equal amounts of taxable and deductible temporary differences. They will typically apply to transactions such as leases of lessees and decommissioning obligations and will require the recognition of additional deferred tax assets and liabilities.

The amendment should be applied to transactions that occur on or after the beginning of the earliest comparative period presented. In addition, entities should recognise deferred tax assets (to the extent that it is probable that they can be utilised) and deferred tax liabilities at the beginning of the earliest comparative period for all deductible and taxable temporary differences associated with:

- right-of-use assets and lease liabilities, and
- decommissioning, restoration and similar liabilities, and the corresponding amounts recognised as part of the cost of the related assets.

The cumulative effect of recognising these adjustments is recognised in retained earnings, or another component of equity, as appropriate. Ind AS 12 did not previously address how to account for the tax effects of on-balance sheet leases and similar transactions and various approaches were considered acceptable. Some entities may have already accounted for such transactions consistent with the new requirements. These entities will not be affected by the amendments.

The Company is currently assessing the impact of the amendments.

**(iv) The other amendments to Ind AS notified by these rules are primarily in the nature of clarifications.**

**4.2 Standards that became effective during the year**

The Ministry of Corporate Affairs has notified Companies (Indian Accounting Standard) Amendment Rules 2022 dated March 23, 2022 to amend the following Ind AS which are effective from 01 April 2022 :

**(i) Onerous Contracts- Cost of Fulfilling a Contract - Amendments to Ind AS 37**

The amendments to Ind AS 37 clarify, that the costs relating directly to the contract consist of both:

- The incremental costs of fulfilling that contract- e.g. direct labour and material; and
- An allocation of other costs that relate directly to fulfilling contracts: e.g. Allocation of depreciation charge on property, plant and equipment used in fulfilling the contract.

These amendments had no impact on the year-end financial statements of the Company as there were no Contracts.

**(ii) References to the Conceptual Framework - Amendments to Ind AS 103**

The amendments update a reference to the Conceptual Framework for Financial Reporting without changing the accounting requirements for business combinations. The amendment also add a new exception in Ind AS 103 for liabilities and contingent liabilities.

**(iii) Property, Plant and Equipment: Proceeds Before Intended Use- Amendment to Ind AS 16**

The amendment to Ind AS 16 clarifies that any excess of net sale proceeds of items produced over the cost of testing, if any, shall not be recognised in the profit or loss but deducted from the directly attributable costs considered as part of cost of an item of property, plant, and equipment.

These amendments had no impact on the year-end financial statements of the Company as there were no sales of such items.

**(iv) Ind AS 101: First Time Adoption of Indian Accounting Standards- Subsidiary as a first time adopter**

The amendment provides that a subsidiary that uses the exemption in paragraph D16(a) of Ind AS 101 may elect, in its financial statements, to measure cumulative translation differences for all foreign operations in its financial statements using the amounts reported by the parent, based on the parent's date of transition to Ind AS, if no adjustments were made for consolidation procedures and for the effects of the business combination in which the parent acquired the subsidiary. This election is also available to an associate or joint venture that uses exemption in paragraph D16(a) of Ind AS 101.

These amendments had no impact on the financial statements of the Company as it is not a first-time adopter.


**(v) Ind AS 109 Financial Instruments - Fees in the '10 per cent' test for derecognition of financial liability**

The amendment clarifies which fees an entity includes when assessing whether the terms of a new or modified financial liability are substantially different from the terms of the original financial liability. These fees include only those paid or received between the borrower and the lender, including fees paid or received by either the borrower or lender on the other's behalf.

These amendments had no impact on the financial statements of the Company as there were no modifications of the Company's financial instruments during the year.

**(vi) Taxation in fair value measurements - Amendments to Ind AS 41**

The amendment removes the requirement in Ind AS 41 for entities to exclude cash flows for taxation when measuring fair value. This aligns the fair value measurement in Ind AS 41 with the requirements of Ind AS 113, Fair Value Measurement.



**DIGISOL SYSTEMS LIMITED**

Notes forming part of the Financial Statements  
(Amount in INR lakhs, unless otherwise stated)

**5 PROPERTY, PLANT AND EQUIPMENT**


Particulars	Gross block			Depreciation			Net block		
	As at April 01, 2022	Additions/ Adjustments	Deductions/ Adjustments	As at March 31, 2023	As at April 01, 2022	For the period	Deductions/ Adjustments	As at March 31, 2023	As at April 01, 2022
Plant and equipment	205.99	2.66	-	208.65	135.29	19.22	-	154.51	70.70
Furniture and fixture	89.48	0.28	-	89.76	88.20	0.46	-	88.66	1.28
Office equipment	23.53	-	-	23.53	22.21	0.47	-	22.68	1.32
Electrical installations	9.11	-	-	9.11	9.11	-	-	9.11	-
Air conditioners	8.32	1.82	-	10.14	7.10	0.32	-	7.42	1.22
Computers	203.27	-	-	203.27	176.88	11.41	-	188.29	26.39
Right-of-use assets	297.12	443.78	297.12	443.78	268.93	85.19	292.82	61.30	28.19
<b>Total</b>	<b>836.82</b>	<b>448.54</b>	<b>297.12</b>	<b>988.24</b>	<b>707.72</b>	<b>117.07</b>	<b>292.82</b>	<b>531.97</b>	<b>129.10</b>

Particulars	Gross block			Depreciation			Net block		
	As at April 01, 2021	Additions/ Adjustments	Deductions/ Adjustments	As at March 31, 2022	As at April 01, 2021	For the period	Deductions/ Adjustments	As at March 31, 2022	As at April 01, 2021
Plant and equipment	205.99	-	-	205.99	116.21	19.08	-	135.29	89.78
Furniture and fixture	89.47	0.01	-	89.48	87.76	0.44	-	88.20	1.71
Office equipment	23.22	0.31	-	23.53	21.50	0.71	-	22.21	1.72
Electrical installations	9.11	-	-	9.11	9.02	0.09	-	9.11	0.09
Air conditioners	7.98	0.34	-	8.32	6.80	0.30	-	7.10	1.18
Computers	169.48	34.26	0.47	203.27	167.13	10.18	0.43	176.88	2.35
Right-of-use assets	315.57	-	18.45	297.12	205.11	63.82	-	268.93	110.46
<b>Total</b>	<b>820.82</b>	<b>34.92</b>	<b>18.92</b>	<b>836.82</b>	<b>613.53</b>	<b>94.62</b>	<b>0.43</b>	<b>707.72</b>	<b>207.29</b>

**6 INTANGIBLE ASSETS**

Particulars	Gross block			Amortisation			Net block		
	As at April 01, 2022	Additions/ Adjustments	Deductions/ Adjustments	As at March 31, 2023	As at April 01, 2022	For the period	Deductions/ Adjustments	As at March 31, 2023	As at April 01, 2022
Computer Software	71.14	-	-	71.14	71.13	0.01	-	71.14	0.01
Technical know-how	37.75	-	-	37.75	34.20	3.55	-	37.75	3.55
<b>Total</b>	<b>108.89</b>	<b>-</b>	<b>-</b>	<b>108.89</b>	<b>105.33</b>	<b>3.56</b>	<b>-</b>	<b>108.89</b>	<b>3.56</b>

Particulars	Gross block			Amortisation			Net block		
	As at April 01, 2021	Additions/ Adjustments	Deductions/ Adjustments	As at March 31, 2022	As at April 01, 2021	For the period	Deductions/ Adjustments	As at March 31, 2022	As at April 01, 2021
Computer Software	71.14	-	-	71.14	70.62	0.51	-	71.13	0.52
Technical know-how	37.75	-	-	37.75	26.65	7.55	-	34.20	11.10
<b>Total</b>	<b>108.89</b>	<b>-</b>	<b>-</b>	<b>108.89</b>	<b>97.27</b>	<b>8.06</b>	<b>-</b>	<b>105.33</b>	<b>11.62</b>



**DIGISOL SYSTEMS LIMITED**

**Notes forming part of the Financial Statements**

(Amount in INR lakhs, unless otherwise stated)

**7 OTHER FINANCIAL ASSETS (NON-CURRENT)**

Particulars	As at March 31, 2023	As at March 31, 2022
Security Deposits	19.34	0.18
<b>Total</b>	<b>19.34</b>	<b>0.18</b>

**8 OTHER NON-CURRENT ASSETS**

Particulars	As at March 31, 2023	As at March 31, 2022
Balances with statutory/Government authorities	340.87	168.02
Pre-deposit with Sales tax	0.25	-
<b>Total</b>	<b>341.12</b>	<b>168.02</b>

**9 NON-CURRENT TAX ASSETS (NET)**

Particulars	As at March 31, 2023	As at March 31, 2022
Income Tax Deducted at Source	21.44	19.32
<b>Total</b>	<b>21.44</b>	<b>19.32</b>

**10 INVENTORIES \***

(Valued at the lower of cost or net realizable value)


Particulars	As at March 31, 2023	As at March 31, 2022
Stock in Trade	1,738.08	687.65
Stock in Trade in transit	13.84	164.37
Raw materials and components	43.82	95.18
Work-in-progress	-	0.39
Finished goods	0.32	0.62
Stores, spares and packing materials	6.90	3.75
<b>Total</b>	<b>1,802.96</b>	<b>951.96</b>

- |  |          |        |
|--|----------|--------|
| 1) The Cost of raw materials inventories recognised as expense during the year                               | 567.59   | 445.55 |
| 2) Carrying value of Inventories hypothecated as security by the company<br>(Also refer note 19 and note 55) | 1,751.92 | 852.02 |

**11 TRADE RECEIVABLES**

Particulars	As at March 31, 2023	As at March 31, 2022
<b>Unsecured</b>		
-Considered good (Refer note below)	4,007.17	1,678.73
-Considered doubtful	29.01	23.19
Less : Provision for doubtful debts	(29.01)	(23.19)
<b>Total</b>	<b>4,007.17</b>	<b>1,678.73</b>
<b>Note</b>		
Receivable from related parties (refer note 40)	5.56	-
Receivable from others	4,001.61	1,678.73
Due from following Companies in which the Company is having a common directors:		
Synegra EMS Limited	5.56	-

Carrying value of trade receivables hypothecated as security by the company (Also refer note 19 and note 55)	4,007.17	1,678.73
---	----------	----------



Handwritten marks and scribbles at the bottom right of the page.

**DIGISOL SYSTEMS LIMITED**  
**Notes forming part of the Financial Statements**  
(Amount in INR lakhs, unless otherwise stated)

The net carrying value of trade receivables is considered a reasonable approximation of fair value.  
Trade receivable are non-interest bearing and are generally on terms of 30 to 90 days.

**Ageing of Trade Receivables**

Particulars	As at March 31, 2023	As at March 31, 2022
(i) Undisputed Trade receivables - considered good		
Unbilled Dues		
Not Due	3,756.42	1,523.31
Less than 6 months	260.85	163.24
6 months - 1 year	0.32	5.01
1-2 years	-	0.36
2-3 years	-	-
More than 3 years	-	0.46
<b>Total</b>	<b>4,017.59</b>	<b>1,692.38</b>
(ii) Undisputed Trade Receivables -which have significant increase in credit risk	-	-
(iii) Undisputed Trade Receivables - credit impaired	-	-
(iv) Disputed Trade Receivables-considered good		
6 months - 1 year	10.43	-
More than 3 years	8.15	9.54
<b>Total</b>	<b>18.58</b>	<b>9.54</b>
(v) Disputed Trade Receivables - which have significant increase in credit risk	-	-
(vi) Disputed Trade Receivables - credit impaired	-	-
Less: Allowance for bad and doubtful debts (Disputed + Undisputed)	(29.01)	(23.19)
<b>Total</b>	<b>4,007.17</b>	<b>1,678.73</b>

**12 CASH AND CASH EQUIVALENTS**

Particulars	As at March 31, 2023	As at March 31, 2022
Balances with banks:		
On current accounts	4.63	7.01
Cash on hand	0.76	1.04
<b>Total</b>	<b>5.39</b>	<b>8.05</b>

There are no repatriation restrictions with regard to cash and cash equivalents as at the end of reporting period and prior periods.

**13 BANK BALANCES OTHER THAN CASH AND CASH EQUIVALENT**

Particulars	As at March 31, 2023	As at March 31, 2022
In Fixed deposit with maturity of more than 3 months but less than 12 months *	-	4.50
Interest receivable on fixed deposit	-	0.01
<b>Total</b>	<b>-</b>	<b>4.51</b>



\* PY Fixed deposits were under lien with the banks as margin money against credit facility availed by the Company. (Refer Note 19 and Note 55)

**14 OTHER FINANCIAL ASSETS (CURRENT)**

Particulars	As at March 31, 2023	As at March 31, 2022
Advance to employees	3.91	6.05
Security Deposit	0.68	4.96
<b>Total</b>	<b>4.59</b>	<b>11.01</b>

**15 OTHER CURRENT ASSETS**

Particulars	As at March 31, 2023	As at March 31, 2022
Prepaid expenses	30.00	23.85
Balance with government authorities	71.22	143.84
Advances to vendors	18.13	127.15
<b>Total</b>	<b>119.35</b>	<b>294.84</b>



**DIGISOL SYSTEMS LIMITED**  
Notes forming part of the Financial Statements  
(Amount in INR lakhs, unless otherwise stated)

**16 EQUITY SHARE CAPITAL**

Particulars	As at March 31, 2023	As at March 31, 2022
<b>Authorized Share Capital</b>		
41,00,00,000 (March 31, 2022 - 41,00,00,000) Equity shares of INR 1/- each.	4,100.00	4,100.00
	4,100.00	4,100.00
<b>Equity shares</b>		
<b>Issued, subscribed and paid up</b>		
4,10,00,000 (March 31, 2022 - 4,10,00,000) Equity shares of INR 1/- each fully paid up	410.00	410.00
<b>Total</b>	<b>410.00</b>	<b>410.00</b>

(a) Reconciliation of equity shares outstanding at the beginning and at the end of the year

Particulars	As at March 31, 2023	As at March 31, 2022	As at March 31, 2023	As at March 31, 2022
	Number of shares		Amount in lakhs	
Outstanding at the beginning of the year	4,10,00,000	4,10,00,000	410.00	410.00
Add: Issued during the year	-	-	-	-
Outstanding at the end of the year	4,10,00,000	4,10,00,000	410.00	410.00

(b) Rights, preferences and restrictions attached to shares

The Company has only one class of Equity shares having a par value of INR 1/- per share. Each holder of Equity shares is entitled to one vote per share and each Equity share carries an equal right to dividend and in case of repayment of capital. The dividend proposed by the Board of Directors is subject to the approval of the shareholders in the ensuing Annual General Meeting. In the event of liquidation, the shareholders are eligible to receive the remaining assets of the Company after distribution of all preferential amounts, in proportion to their shareholdings.

Shares held by the holding company (in lakhs)	As at March 31, 2023	As at March 31, 2022
Smartlink Holdings Limited		
4,10,00,000 (March 31, 2022 - 4,10,00,000) Equity shares of INR 1/- each fully	410.00	410.00

(d) Details of shares held by shareholders holding more than 5% of the aggregate shares in the Company

Name of the shareholder	As at March 31, 2023		As at March 31, 2022	
	Number of shares	% of holding in the class	Number of shares	% of holding in the class
Equity shares of INR 1 each fully paid				
Smartlink Holdings Limited	4,10,00,000	100%	4,10,00,000	100%

Details of Shares held by Promoters at the end of the year

Promoter name	As at March 31, 2023		
	No. Of Shares	% of total shares	% Change during the year
Smartlink Holdings Limited	4,10,00,000	100%	-
<b>Total</b>	<b>4,10,00,000</b>	<b>100%</b>	<b>-</b>

Promoter name	As at March 31, 2022		
	No. Of Shares	% of total shares	% Change during the year
Smartlink Holdings Limited	4,10,00,000	100%	-
<b>Total</b>	<b>4,10,00,000</b>	<b>100%</b>	<b>-</b>


As per records of the Company, including its register of shareholders/ members and other declarations received from shareholders regarding beneficial interest, the above shareholding represents both legal and beneficial ownerships of shares.

(f) No class of shares have been issued as bonus shares or for consideration other than cash by the Company during the period of five years immediately preceding the current year end.

(g) No class of shares have been bought back by the Company during the period of five years immediately preceding the current year end.



Handwritten initials and a scribble.



**DIGISOL SYSTEMS LIMITED**  
**Notes forming part of the Financial Statements**  
(Amount in INR lakhs, unless otherwise stated)

**17 OTHER EQUITY**

**A. Capital contribution \***

Particulars	As at March 31, 2023	As at March 31, 2022
Opening balance	170.65	170.65
Add: Addition during the year	-	-
Closing balance	170.65	170.65

\* This pertains to Capital contribution of INR 41.10 lakhs on account of loan from a Director at a lower rate than market rate of interest and INR 129.55 lakhs on account of fair valuation impact on conversion of debentures into equity share capital.

**B. Capital Reserve \***

Particulars	As at March 31, 2023	As at March 31, 2022
Opening balance	964.21	964.21
Add: Addition during the year	-	-
Closing balance	964.21	964.21

\* INR 810.25 Lakhs pertains to the balance amount remaining from reduction in equity capital after writing off accumulated losses to the extent of INR 2,879.75 lakhs and Capital reserve pursuant to the scheme of amalgamation INR 153.97 lakhs. (Refer note 33)

**C. Share Capital pending allotment**

Particulars	As at March 31, 2023	As at March 31, 2022
19,59,857 (March 31,2022 - 19,59,857) Equity shares of INR 1/- each fully paid up to be allotted pursuant to the scheme of amalgamation (Refer Note 33)	164.82	164.82
Closing balance	164.82	164.82

**D. FVTOCI reserve on defined benefits (net of tax)**

Particulars	As at March 31, 2023	As at March 31, 2022
Opening balance	(6.74)	(6.93)
Add: Addition during the year	(19.81)	0.19
Closing balance	(26.55)	(6.74)

\* This represents remeasurements, comprising of actuarial gains and losses and the return on plan assets (excluding net interest) on employee defined benefit plans.


**E. Surplus / (Deficit) in the Statement of Profit and Loss**

Particulars	As at March 31, 2023	As at March 31, 2022
Opening balance	284.31	(691.67)
Add: Net Profit / (Loss) for the year	443.17	975.98
Closing balance	727.48	284.31

<b>Total other equity</b>	<b>2,000.61</b>	<b>1,577.25</b>
---------------------------	-----------------	-----------------



Handwritten initials and a signature.



**DIGISOL SYSTEMS LIMITED****Notes forming part of the Financial Statements**

(Amount in INR lakhs, unless otherwise stated)

**18 PROVISIONS (NON-CURRENT)**

Particulars	As at March 31, 2023	As at March 31, 2022
Provision for gratuity (funded) (refer note 38)	46.99	24.63
Provision for leave encashment (unfunded) (refer note 38)	16.81	13.19
Provision for Warranty (Refer note 35)	26.01	17.94
<b>Total</b>	<b>89.81</b>	<b>55.76</b>

**19 BORROWINGS (CURRENT)**

Particulars	As at March 31, 2023	As at March 31, 2022
<b>Secured</b>		
Bank overdraft	203.65	614.33
Loan from Bajaj Finance Ltd	1,350.00	-
<b>Unsecured</b>		
Loan from a Director	150.00	230.00
<b>Total</b>	<b>1,703.65</b>	<b>844.33</b>

**Terms and conditions:**Secured Loan:

Overdraft with bank is secured, by a charge ranking pari passu, by way of hypothecation of all present and future Inventory and trade receivables, Corporate Guarantee from Smartlink Holdings Limited (Holding Company) of INR 3,000 lakhs.

Loan from Bajaj Finance Ltd are secured by Fixed deposit of Smartlink Holdings Limited (Holding Company) of INR 1,500 lakhs with Bajaj Finance Limited and Corporate Guarantee from Holding Company of INR 2,000 lakhs.

Unsecured Loan

Loans from Director taken for a tenure of 365 days.

Net Debt Reconciliation

Analysis of net debts and movement in net debts for each of the period presented:

Particulars	As at March 31, 2023	As at March 31, 2022
Cash and Cash equivalents	5.39	8.05
Liquid Investments	-	4.51
Current Borrowings	(1,703.65)	(844.33)
<b>Net Debt</b>	<b>(1,698.26)</b>	<b>(831.77)</b>

The details of financial and non financial assets pledged as security for current and non-current borrowings are disclosed in Note 55.

**20 TRADE PAYABLES**

Particulars	As at March 31, 2023	As at March 31, 2022
Total outstanding dues of micro enterprises and small enterprises	114.18	95.67
Total outstanding dues of creditors other than micro enterprises and small enterprises	2,434.53	692.60
<b>Total</b>	<b>2,548.71</b>	<b>788.27</b>

**Foot note:**

Payment towards trade payables is made as per the terms and conditions of the contract/purchase orders. Generally the average credit period on purchases is 30 to 60 days.



**DIGISOL SYSTEMS LIMITED**

**Notes forming part of the Financial Statements**

(Amount in INR lakhs, unless otherwise stated)

The disclosures under the Micro, Small and Medium Enterprises Development Act, 2006 have been made in respect of such vendors to the extent they could be identified as micro, small and medium enterprises on the basis of information available with the Company.

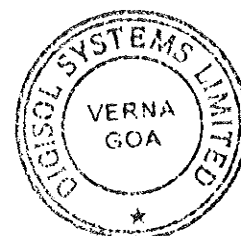
Particulars	As at March 31, 2023	As at March 31, 2022
Outstanding principal amount and interest as on 31st March.		
- Principal Amount	114.18	95.67
- Interest due thereon	-	-
The amount of interest paid by the buyer in terms of section 16 of the MSMED Act, along with the amount of the payment made to the supplier beyond the appointed day during each accounting year.	0.68	1.85
The amount of interest due and payable for the period of delay in making payment (which have been paid but beyond the appointed day during the year) but without adding the interest specified under the MSMED Act.	0.09	0.68
The amount of interest accrued and remaining unpaid at the end of each accounting year.	0.09	0.68
The amount of further interest remaining due and payable even in the succeeding years, until such date when the interest dues above are actually paid to the small enterprise, for the purpose of disallowance of a deductible expenditure under section 23 of the MSMED	-	-

**Trade Payables ageing schedule**

Particulars	As at March 31, 2023	As at March 31, 2022
(i) MSME		
Unbilled Dues	-	-
Payable Not Due	114.12	86.97
Less than 1 year	0.06	8.70
1-2 years	-	-
2-3 years	-	-
More than 3 years	-	-
<b>Total MSME</b>	<b>114.18</b>	<b>95.67</b>
(i) Others		
Unbilled Dues	229.22	127.79
Payable Not Due	1,909.00	234.27
Less than 1 year	296.31	293.02
1-2 years	-	19.99
2-3 years	-	17.31
More than 3 years	-	0.23
<b>Total Others</b>	<b>2,434.53</b>	<b>692.60</b>
<b>Total</b>	<b>2,548.71</b>	<b>788.27</b>

**21 OTHER FINANCIAL LIABILITIES (CURRENT)**

Particulars	As at March 31, 2023	As at March 31, 2022
Employee Payable	169.25	98.92
Interest accrued on delayed payment to MSME (Refer Note 20)	0.09	0.68
Security deposits	5.19	5.19
Payable to Telesmart SCS Limited Shareholders Other than Smartlink Holdings Limited (Refer Note 33)	41.20	41.20
Interest accrued but not due on loans	0.08	-
<b>Total</b>	<b>215.81</b>	<b>145.99</b>





**DIGISOL SYSTEMS LIMITED**

Notes forming part of the Financial Statements

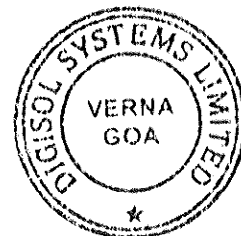
(Amount in INR lakhs, unless otherwise stated)

**22 OTHER CURRENT LIABILITIES**

Particulars	As at March 31, 2023	As at March 31, 2022
Statutory dues payable	23.48	13.72
Advance from customers	11.02	11.43
<b>Total</b>	<b>34.50</b>	<b>25.15</b>

**23 PROVISIONS (CURRENT)**

Particulars	As at March 31, 2023	As at March 31, 2022
Provision for gratuity (funded) (refer note 38)	0.64	0.47
Provision for leave encashment (unfunded) (refer note 38)	6.30	5.85
Provision for Warranty (Refer note 35)	10.61	9.38
<b>Total</b>	<b>17.55</b>	<b>15.70</b>



↓

**DIGISOL SYSTEMS LIMITED****Notes forming part of the Financial Statements**

(Amount in INR lakhs, unless otherwise stated)

**24 REVENUE FROM OPERATIONS**

Particulars	For the Year Ended March 31, 2023	For the Year Ended March 31, 2022
<u>Revenue from Contract with Customers</u>		
Sale of goods	14,317.10	5,696.62
Sale of services	601.94	525.90
Royalty Income	141.35	340.20
<u>Other Operating Revenue</u>		
Sale of Scrap	3.43	6.01
SEIS Scrip Duty Income	7.53	21.08
<b>Total</b>	<b>15,071.35</b>	<b>6,589.81</b>

Geographical markets	For the Year Ended March 31, 2023	For the Year Ended March 31, 2022
India	14,530.76	6,172.65
Outside India	540.59	417.16
<b>Total</b>	<b>15,071.35</b>	<b>6,589.81</b>

The Company derives its revenue from contract with customers for the transfer of goods and services at a point in time in a manner in which the Company transfers the control of goods and services to customers. The Company is engaged mainly in the business of manufacture, sale and servicing of networking products.

**Contract Balances**


Movement in contract Liabilities during the year	Advance from Customers	
	Current Year	Previous year
Opening Balance	11.43	7.29
Less: Revenue Recognised	2.38	5.71
Add: Amount received	1.97	9.85
Closing Balance	11.02	11.43

**25 OTHER INCOME**

Particulars	For the Year Ended March 31, 2023	For the Year Ended March 31, 2022
Interest income		
- on fixed deposits designated as amortized cost	0.11	8.40
Interest income on security deposits	1.08	0.20
Waiver of Lease rental	-	6.41
Rent Income	2.16	-
Other Support Services	-	18.47
Liabilities no longer required written back	-	8.71
Gain on sale/disposal of Property, Plant and Equipment (net)	-	0.18
Foreign exchange fluctuation	36.06	19.65
Recovery of trade receivables earlier written off	36.62	15.70
Miscellaneous Income	2.19	0.26
<b>Total</b>	<b>78.22</b>	<b>77.98</b>

**26 COST OF RAW MATERIALS CONSUMED**

Particulars	For the Year Ended March 31, 2023	For the Year Ended March 31, 2022
Inventory at the beginning of the year	95.18	53.59
Add: Purchases	516.23	487.14
Less: Inventory at the end of the year	43.82	95.18
<b>Total</b>	<b>567.59</b>	<b>445.55</b>



**DIGISOL SYSTEMS LIMITED**

Notes forming part of the Financial Statements

(Amount in INR lakhs, unless otherwise stated)

**27 CHANGES IN INVENTORIES OF TRADED GOODS**

Particulars	For the Year Ended March 31, 2023	For the Year Ended March 31, 2022
<b>Inventories at the beginning of the year</b>		
Finished goods		
- Manufactured	0.62	0.07
- Stock in Trade	852.02	453.01
Work in Progress	0.39	0.84
	<b>853.03</b>	<b>453.92</b>
<b>Less: Inventories at the end of the year</b>		
Finished goods		
- Manufactured	0.32	0.62
- Stock in Trade	1,751.92	852.02
Work in Progress	-	0.39
	<b>1,752.24</b>	<b>853.03</b>
<b>Total</b>	<b>(899.21)</b>	<b>(399.11)</b>

**28 EMPLOYEE BENEFITS EXPENSES**

Particulars	For the Year Ended March 31, 2023	For the Year Ended March 31, 2022
Salaries, allowances, bonus and ex-gratia	962.65	830.95
Contribution to Provident and other funds (refer note 38)	31.96	28.75
Contribution to Gratuity fund (refer note 38)	10.49	8.37
Staff welfare and other employee expenses	44.27	19.16
<b>Total</b>	<b>1,049.37</b>	<b>887.23</b>


Refer note 61

**29 FINANCE COSTS**

Particulars	For the Year Ended March 31, 2023	For the Year Ended March 31, 2022
Interest on working capital loan	27.49	23.41
Interest on short term loan	29.54	2.83
Interest on unsecured loan from director	-	4.90
Interest on delayed payment to MSME vendors	0.18	0.09
Interest on others	5.40	0.38
Interest on lease liabilities	23.48	7.22
<b>Total</b>	<b>86.09</b>	<b>38.83</b>

**30 DEPRECIATION AND AMORTIZATION EXPENSE**

Particulars	For the Year Ended March 31, 2023	For the Year Ended March 31, 2022
Depreciation on property, plant & equipment (refer note 5)	117.07	94.62
Amortization on Intangibles (refer note 6)	3.56	8.06
<b>Total</b>	<b>120.63</b>	<b>102.68</b>



↓

**DIGISOL SYSTEMS LIMITED****Notes forming part of the Financial Statements**

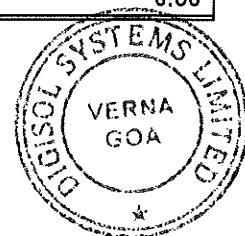
(Amount in INR lakhs, unless otherwise stated)

**31 OTHER EXPENSES**

Particulars	For the Year Ended March 31, 2023	For the Year Ended March 31, 2022
Consumption of store and spares	32.61	13.87
Repairs and maintenance expenses		
Machinery	0.68	0.78
Others	5.94	3.80
Lease Rent and License Fees	33.69	5.33
Rates and Taxes	22.39	5.67
Power and fuel	9.38	7.77
Conveyance and travelling expenses	79.29	40.66
Communication Cost	11.86	10.25
Advertisement and business promotion	188.51	57.24
Legal and professional charges	216.29	81.27
Freight Outward	121.13	81.62
Servicing Expenses	48.14	14.05
Director's Sitting Fees	12.15	11.53
Auditor's Remuneration*	8.62	6.06
Insurance charges	35.95	32.95
Computer consumables, software maintenance charges	12.15	12.89
Office Expenses	23.17	13.01
Printing and Stationery	4.08	1.85
Bank charges and commission	6.32	4.56
Bad debts written off	0.23	0.82
Expected Credit Loss on trade receivables for time value of money	5.82	4.97
Provision for advance paid to supplier	-	13.87
Sundry Balances Written off	-	1.74
Expenditure on corporate social responsibility (Refer Note 60)	3.02	-
Miscellaneous expenses	19.23	7.09
<b>Total</b>	<b>900.65</b>	<b>433.65</b>

\*Note : The following is the break-up of Auditor's remuneration (excluding input credit of GST availed, if any)

Particulars	For the Year Ended March 31, 2023	For the Year Ended March 31, 2022
<b>As auditor:</b>		
Statutory audit	8.50	6.00
Other matters	-	-
Reimbursement of expenses	0.12	0.06
<b>Total</b>	<b>8.62</b>	<b>6.06</b>



32 DEFERRED TAX ASSET (NET) / TAX EXPENSE

Particulars	As at March 31, 2023	As at March 31, 2022
<b>(A) Deferred tax relates to the following:</b>		
<b>Deferred tax assets</b>		
On provision for employee benefits	17.80	11.29
On property, plant and equipment	7.58	7.86
On business losses	519.09	549.51
On provision for slow moving stock	42.71	25.27
On provision for doubtful debts	7.30	5.83
On disallowance u/s 40A of Income Tax Act, 1961	13.92	9.65
On Provision for warranty	9.22	6.87
On VRS Compensation	8.52	17.03
On others	4.88	3.44
	631.02	636.75
<b>Deferred tax liabilities</b>	-	-
<b>Deferred tax asset (net)</b>	631.02	636.75

**(B) Reconciliation of deferred tax assets/ (liabilities) (net):**

Particulars	As at March 31, 2023	As at March 31, 2022
Opening balance as of April 01	636.75	301.53
Tax liability recognized in Statement of Profit and Loss	-	-
Tax liability recognized in OCI		
On re-measurements gain/(losses) of post-employment benefit obligations	6.66	(0.06)
Tax asset recognized in Statement of Profit and Loss	(12.39)	335.28
<b>Closing balance as at March 31</b>	631.02	636.75

**(C) Deferred tax assets/ (liabilities) to be recognized in Statement of Profit and Loss**

Particulars	For the Year Ended March 31, 2023	For the Year Ended March 31, 2022
Tax liability	-	-
Tax asset	(12.39)	335.28
	(12.39)	335.28

**(D) Income tax expense reported in the statement of profit or loss**



Particulars	For the Year Ended March 31, 2023	For the Year Ended March 31, 2022
- Current tax taxes	-	-
- Adjustments in respect of current Income tax of previous year	-	-
- Deferred tax charge / (income)	12.39	(335.28)
<b>Income tax expense reported in the statement of profit or loss</b>	12.39	(335.28)

**(E) Income tax charged / (credited) to OCI**

Particulars	For the Year Ended March 31, 2023	For the Year Ended March 31, 2022
Net loss/(gain) on remeasurements of defined benefit plans	(6.66)	0.06
<b>Income tax expense charged to OCI</b>	(6.66)	0.06

**(F) Reconciliation of tax charge**

Particulars	For the Year Ended March 31, 2023	For the Year Ended March 31, 2022
Profit before tax	455.56	640.70
Tax Rate	25.168%	25.168%
Income tax expense at tax rates applicable	114.65	161.25
Tax effects of:		
- Item not deductible for tax / (taxable) (net)	18.86	(29.78)
- Brought forward losses	(133.51)	(131.47)
<b>Income tax expense</b>	-	-



Handwritten signatures and initials.

**33 Business Combination**

- a) During the year, the Hon'ble National Company Law Tribunal (NCLT), Mumbai Bench vide its order dated March 3, 2023 has approved the 'Scheme of Amalgamation ('Scheme')' of a fellow Subsidiary namely Telesmart SCS Limited (Telesmart) (Transferor Company) with the Company (Transferee Company) with appointed date April 1, 2022. The Company has filed the certified copy of the said order along with the requisite form with the Registrar of Companies, Goa on May 4, 2023 (effective date).

The consideration towards the 'Scheme' is as under:

- Issue of 1,959,857 Equity Shares (face value of Rs 1 each) of the Company at a fair value of Rs 8.41 per share to Smartlink Holdings Limited in lieu of their shares held in Telesmart.
  - Payment of cash consideration to other shareholders of Telesmart at a fair value of Rs 8.41 per share.
- b) The 'Scheme' has accordingly been given effect in the financial statements of the Company from the appointed date. Accordingly, the figures presented in the financial statements are after giving effect to the said Scheme. The 'Scheme' being a common control transaction, as per the requirement of Appendix C of Ind AS 103 on Business Combinations, the pooling of interest method has been applied and the comparative figures have been restated for the accounting impact of the Scheme.
- c) The difference between the consideration and the value of net assets and reserves and surplus of Telesmart transferred to the Company has been adjusted against the capital reserves account of the Company, in accordance with the 'Scheme'.
- d) The effects of the 'Scheme' has been accounted for in the books of accounts of the Company in accordance with the Scheme and is in accordance with the Indian Accounting Standards.
- e) The shares pending allotment as at the year-end have been allotted by the Board of Directors at its meeting held on May 17, 2023.
- f) Scheme related cost amounting to Rs. 3.68 Lakhs has been included in note no. 31 under ' Legal and Professional expenses'".

**34 EARNINGS / (LOSS) PER SHARE**

Basic earnings / (loss) per share amounts are calculated by dividing the profit/ (loss) for the year attributable to equity holders by the weighted average number of equity shares outstanding during the year.

The following reflects the income and share data used in the basic and diluted EPS computations:

Particulars	For the Year Ended March 31, 2023	For the Year Ended March 31, 2022
<b>Ordinary equity shareholders</b>		
Profit/ (Loss) attributable to ordinary equity holders	443.17	975.98
Weighted average number of equity shares for basic EPS	4,10,00,000	4,10,00,000
Face Value per share	1	1
Basic earnings per share (INR)	1.08	2.38
Diluted earnings per share (INR)	1.08	2.38

**35 PROVISIONS**

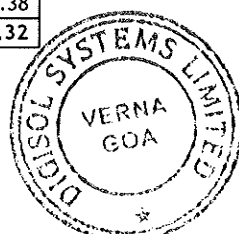
Provision for Warranty

The Company gives warranties on active products, undertaking to repair / replace products, which fail to perform satisfactorily during the warranty period. Warranty provision is made on the cost of material estimated to be incurred on servicing / replacement of active products in future, considering the warranty period of 3-5 years. The provision is determined taking into consideration the historical data of cost incurred on servicing / rectifying product failures.

Movement of warranty provisions	As at March 31, 2023	As at March 31, 2022
At the beginning of the period	27.32	23.08
Add: Additional provision created	9.30	4.24
Less: Provision written back (net of additions)	-	-
<b>As at the end of the period</b>	<b>36.62</b>	<b>27.32</b>
<b>Classified as:</b>		
Non Current	26.01	17.94
Current	10.61	9.38
<b>Total</b>	<b>36.62</b>	<b>27.32</b>

**36 CONTINGENT LIABILITIES**

There are No contingent liabilities to be disclosed as at March 31, 2023 and March 31, 2022.



37 CAPITAL AND OTHER COMMITMENTS

Particulars	As at March 31, 2023	As at March 31, 2022
Capital Commitments	-	-
Other Commitments	-	-

38 EMPLOYEE BENEFITS

(A) Defined Contribution Plans

During the year, the Company has recognized the following amounts in the Statement of Profit and Loss -

Particulars	For the Year Ended March 31, 2023	For the Year Ended March 31, 2022
Employer's Contribution to Provident Fund and Pension Fund	28.53	25.65
Employer's contribution to Employee State Insurance	2.80	2.59
Employer's contribution to National Pension Scheme	0.46	0.41
Employer's contribution to Professional Tax	0.17	0.10
<b>Total</b>	<b>31.96</b>	<b>28.75</b>

(B) Defined benefit plans



a) Gratuity payable to employees

Particulars	As at March 31, 2023	As at March 31, 2022
<b>i) Actuarial assumptions</b>		
Discount rate (per annum)	7.22%	7.36%
Rate of increase in Salary	6.00%	5.00%
Expected average remaining working lives of employees (years)	15.24	16.17
Attrition rate	9.00%	9.00%
Mortality table used	IALM (2012-14) Ult.	IALM (2012-14) Ult.
<b>ii) Changes in the present value of defined benefit obligation</b>		
Present value of obligation at the beginning of the year	61.17	52.59
Interest cost	4.49	3.52
Current service cost	8.24	7.47
Benefits paid	(11.23)	(1.85)
Actuarial (gain)/ loss on obligations	26.78	(0.56)
<b>Present value of obligation at the end of the year*</b>	<b>89.45</b>	<b>61.17</b>
<b>iii) Change in the fair value of plan assets:</b>		
Opening fair value of plan assets	36.07	35.24
Adjustment to opening fair value of plan assets	-	0.37
Interest Income	2.24	2.62
Contributions by employer	14.43	-
Benefits paid	(11.23)	(1.85)
Return on plan assets excluding interest income	0.31	(0.31)
<b>Closing fair value of plan assets</b>	<b>41.82</b>	<b>36.07</b>

Particulars	For the Year Ended March 31, 2023	For the Year Ended March 31, 2022
<b>iv) Expense recognized in the Statement of Profit and Loss</b>		
Current service cost	8.24	7.47
Interest cost (net)	2.25	0.90
<b>Total expenses recognized in the Statement Profit and Loss*</b>	<b>10.49</b>	<b>8.37</b>

\*Included in Employee benefits expense (Refer Note 28).

Particulars	For the Year Ended March 31, 2023	For the Year Ended March 31, 2022
<b>v) Expense recognized in Other comprehensive income</b>		
Actuarial (gain) / loss on Obligation for the period	26.78	(0.56)
Return on plan assets excluding interest income	(0.31)	0.31
<b>Net actuarial (gains) / losses recognised in OCI</b>	<b>26.47</b>	<b>(0.25)</b>



Particulars	As at March 31, 2023	As at March 31, 2022
<b>vi) Assets and liabilities recognized in the Balance Sheet:</b>		
Present value of obligation as at the end of the year	89.45	61.17
Fair Value of Plan Assets at the end of the year	41.82	36.07
<b>Net asset / (liability) recognized in Balance Sheet**</b>	<b>(47.63)</b>	<b>(25.10)</b>
**Included in provision for employee benefits (Refer note 18 and 23)		
vii) Expected contribution to the fund in the next year INR 11.07 lakhs.		
viii) A quantitative sensitivity analysis for significant assumption as at March 31, 2023 is as shown below:		
Impact on defined benefit obligation		
Discount rate	As at March 31, 2023	As at March 31, 2022
1% increase	79.91	53.94
1% decrease	100.62	69.69
Rate of increase in salary	As at March 31, 2023	As at March 31, 2022
1% increase	100.62	69.78
1% decrease	79.76	53.76
<b>ix) Maturity profile of defined benefit obligation</b>		
Years	As at March 31, 2023	As at March 31, 2022
Year 1	0.64	0.51
Year 2	0.59	0.57
Year 3	0.75	0.50
Year 4	10.66	0.70
Year 5	0.66	0.53
Year 6 to 10	42.03	30.52

## b) Leave encashment

Particulars	As at March 31, 2023	As at March 31, 2022
Actuarial assumptions		
Discount rate (per annum)	7.22%	7.36%
Rate of increase in Salary	6.00%	5.00%
Expected average remaining working lives of employees (years)	15.24	16.17
Attrition rate	9.00%	9.00%
Mortality table used	IALM (2012-14) Ult.	IALM (2012-14) Ult.

## 39 LEASES

## (A) Operating leases where Company is a lessee:


The Company has entered into lease transactions mainly for leasing of office premises for periods between 1 to 5 years. The terms of lease include renewal, cancellation and increase in rents in future period, which are in line with general inflation and terms of cancellation. The amount with respect to operating leases in accordance with Ind AS 116 is as follows:

## i. Right-of-use assets

Particulars	Prepaid Rent	Building	Total
Balance as at April 01, 2021	0.27	110.19	110.46
Additions	-	-	-
Deletions	-	18.45	18.45
Depreciation	0.20	63.62	63.82
Balance as at March 31, 2022	0.07	28.12	28.19
Additions	7.59	436.19	443.78
Deletions	-	4.30	4.30
Depreciation	1.18	84.01	85.19
Balance as at March 31, 2023	6.48	376.00	382.48



Handwritten signature and initials.





**ii. Lease liabilities**

Particulars	Premises
Balance as at April 01, 2021	124.82
Additions /Adjustment	(18.45)
Deletions	-
Finance cost accrued during the period	7.22
Payment of lease liabilities	(63.60)
Waiver of lease rental	(6.41)
Balance as at March 31, 2022	43.58
Additions	436.19
Deletions	(4.30)
Finance cost accrued during the period	23.48
Payment of lease liabilities	(110.94)
Balance as at March 31, 2023	388.01

**iii. Break-up of current and non-current lease liabilities**

Particulars	As at March 31, 2023	As at March 31, 2022
Current Lease Liabilities	79.25	43.58
Non-current Lease Liabilities	308.76	-

**iv. Maturity analysis of lease liabilities (Cash Outflow)**

Particulars	As at March 31, 2023	As at March 31, 2022
a. Not later than one year	123.66	44.62
b. Later than one year and not later than five years	352.90	-
c. Later than five years	-	-

**v. Other details**

Particulars	As at March 31, 2023	As at March 31, 2022
Amounts recognised in statement of Profit and Loss account - Interest on Lease Liabilities	23.48	7.22
Amounts recognised in statement of Cash Flows - Total Cash outflow for leases	(110.94)	(63.60)

**40 RELATED PARTY DISCLOSURES:**

(A) Names of related parties and description of relationship as identified and certified by the Company:

**Holding Company**

Smartlink Holdings Limited

**Entity under common control**

Synegra EMS Limited

**Enterprises over which director is able to exercise significant control**

Telebox Industries Corp

**Key Management Personnel (KMP)**

Mr. Kamalaksha R. Naik - Wholetime Director

Ms Arati K. Naik - Director

Mr. Pankaj Baliga - Non-Executive Director

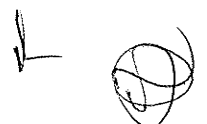

Mr. Pradeep Rane - Non-Executive Director

Mr. Prabodh Vyas - Non-Executive Director (Upto August 31, 2021)

Mr. K. M. Gaonkar - Director (Telesmart SCS Limited)

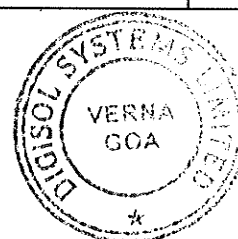

Mr. Bhanubhai Patel - Director (Telesmart SCS Limited)

Mr. Ray Chang - Director (Telesmart SCS Limited)



(B) Details of transactions with related party in the ordinary course of business for the year ended March 31, 2023:

Nature of transactions	Holding Company	Entity under Common Control	Enterprises over which director is able to exercise significant control	Key Management Person	Total
Loan from Director Mr. Kamalaksha R. Naik	- (-)	- (-)	- (-)	- (30.00)	- (30.00)
Repayment of Director Loan Mr. Kamalaksha R. Naik	- (-)	- (-)	- (-)	80.00 (300.00)	80.00 (300.00)
Interest on Loan Mr. Kamalaksha R. Naik	- (-)	- (-)	- (-)	- (4.90)	- (4.90)
Sale of Products Smartlink Holdings Limited	0.07 (1.07)	- (-)	- (-)	- (-)	0.07 (1.07)
Purchase of Traded Products Synegra EMS Limited	- (-)	4,978.77 (2,077.88)	- (-)	- (-)	4,978.77 (2,077.88)
Purchase of Traded Products (Repair & Maintenance) Synegra EMS Limited	- (-)	0.02 (-)	- (-)	- (-)	0.02 (-)
Purchase of Material Telebox Industries Corp	- (-)	- (-)	2.80 (0.68)	- (-)	2.80 (0.68)
Director sitting fees Mr. Pankaj Baliga	- (-)	- (-)	- (-)	2.50 (2.00)	2.50 (2.00)
Mr. Pradeep Rane	- (-)	- (-)	- (-)	2.00 (2.00)	2.00 (2.00)
Mr. Prabodh Vyas	- (-)	- (-)	- (-)	- (1.00)	- (1.00)
Mr. Krishnand M. Gaonkar	- (-)	- (-)	- (-)	2.00 (2.00)	2.00 (-2.00)
Mr. Bhanubhai R. Patel	- (-)	- (-)	- (-)	2.50 (2.00)	2.50 (-2.00)
Mr. Ray Chang	- (-)	- (-)	- (-)	2.50 (2.00)	2.50 (-2.00)
Rent Income Smartlink Holdings Limited	2.16 (-)	- (-)	- (-)	- (-)	2.16 (-)
Rent Written back Smartlink Holdings Limited	32.72 (-)	- (-)	- (-)	- (-)	32.72 (-)
Rent Expense Smartlink Holdings Limited	71.42 (52.80)	- (-)	- (-)	- (-)	71.42 (52.80)
Ms Arati K Naik	- (-)	- (-)	- (-)	2.40 (2.40)	2.40 (2.40)



Handwritten signature and initials.

**DIGISOL SYSTEMS LIMITED**  
**Notes forming part of the Financial Statements**  
(Amount in INR lakhs, unless otherwise stated)

Nature of transactions	Holding Company	Entity under Common Control	Enterprises over which director is able to exercise significant control	Key Management Person	Total
Reimbursement of Electricity expenses Synegra EMS Limited	- (-)	5.81 (6.00)	- (-)	- (-)	5.81 (6.00)
Interest Expense Mr Kamlaksha R Naik	- (-)	- (-)	- (-)	- (4.90)	- (4.90)
Synegra EMS Limited	- (-)	0.04 (-)	- (-)	- (-)	0.04 (-)
Corporate Guarantee provided by smartlink on behalf of Digisol to HDFC Bank Limited	3,000.00 (2,000.00)	- (-)	- (-)	- (-)	3,000.00 (2,000.00)
Bajaj Finance Limited	2,000.00 (-)	- (-)	- (-)	- (-)	2,000.00 (-)
Corporate Guarantee given on behalf on Digisol revoked during the year HDFC Bank	2,000.00 (2,000.00)	- (-)	- (-)	- (-)	2,000.00 (2,000.00)
<b>Amounts due to / due from as at the year end</b>					
<u>Amounts due from</u>					
Synegra EMS Limited	- (-)	5.56 (-)	- (-)	- (-)	5.56 (-)
<u>Amounts due to</u>					
Smartlink Holdings Limited - Creditors	16.98 (46.98)	- (-)	- (-)	- (-)	16.98 (46.98)
Mr Kamlaksha R. Naik - Unsecured Loan	- (-)	- (-)	- (-)	150.00 (230.00)	150.00 (230.00)
Synegra EMS Limited - Creditors	- (-)	107.21 (0.06)	- (-)	- (-)	107.21 (0.06)

Figures in brackets pertains to the previous year

**41 SEGMENT REPORTING**

The Wholetime Director of the Company acts as the chief operating decision maker (CODM) of the Company in accordance with Operating Segment (Ind AS 108), for purpose of assessing the financial performance and position of the Company, and make strategic decisions. The Company's business activities are mainly related to developing, manufacturing, marketing, distributing and servicing networking products. These networking products are sold to distributors, Original Equipment Manufacturers (OEM's) and System Integrators (SI), which are primarily assessed as a single reportable operating segment in accordance with Ind AS 108 by the CODM.

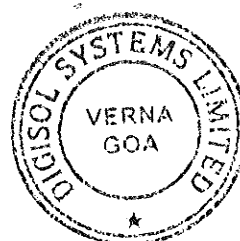
The information based on geographical areas in relation to revenue and non-current assets are as below:

**(A) Revenue from operations**

Particulars	As at March 31, 2023	As at March 31, 2022
Within India	14,530.76	6,172.65
Outside India	540.59	417.16
<b>Total</b>	<b>15,071.35</b>	<b>6,589.81</b>

**(B) Non-current operating assets**

All non-current assets other than financial instruments, deferred tax assets of the company are located in India.



## (C) Details of customers contributing to more than 10% of total revenue are as below

Name	As at March 31, 2023	As at March 31, 2022
Customer A	4,153.00	620.36
Customer B	1,406.66	587.25
Customer C	1,196.95	711.65

## 42 FAIR VALUES OF FINANCIAL ASSETS AND FINANCIAL LIABILITIES

## A. Accounting classification and fair values

The following table shows the carrying amounts and fair values of financial assets and financial liabilities, including their levels in the fair value hierarchy. It does not include fair value information for financial assets and financial liabilities not measured at fair value if the carrying amount is a reasonable approximation of fair value.

## B. Measurement of fair value

The fair values of the financial assets and liabilities are included at the amount at which the instrument could be exchanged in a current transaction between willing parties, other than in a forced or liquidation sale.

The following methods and assumptions were used to estimate the fair values:

1. Fair value of cash, bank balances, short-term deposits, trade and other short-term receivables, trade payables, other current liabilities and other financial liabilities approximate their carrying amounts largely due to short-term maturities of these instruments.

2. The fair value of non-current financial assets comprising of term deposits at amortised cost using Effective Interest Rate (EIR) are not significantly different from the carrying amount.

## 43 FAIR VALUE HIERARCHY

The fair value of financial instruments as referred to above have been classified into three categories depending on the inputs used in the valuation technique. The hierarchy gives the highest priority to quoted prices in active markets for identical assets or liabilities (Level 1 measurements) and lowest priority to unobservable inputs (Level 3 measurements).

•Level 1 - Level 1 hierarchy includes financial instruments measured using quoted prices. This includes listed equity instruments, traded bonds that have quoted price. The fair value of all equity instruments which are traded in the stock exchanges is valued using the closing price as at the reporting period.

•Level 2 - The fair value of financial instruments that are not traded in an active market is determined using valuation techniques which maximise the use of observable market data and rely as little as possible on entity-specific estimates. If all significant inputs required to fair value an instrument are observable, the instrument is included in level 2.

•Level 3 - If one or more of the significant inputs is not based on observable market data, the instrument is included in level 3.

## Fair value measurement hierarchy of assets and liabilities

Particulars	Note	Fair value hierarchy	As at March 31, 2023	As at March 31, 2022
<b>Financial assets measured at amortized cost</b>				
Trade receivables	11	Level 3	4,007.17	1,678.73
Cash and cash equivalents	12	Level 3	5.39	8.05
Bank balances other than cash and cash equivalent	13	Level 3	-	4.51
Other financial assets	14	Level 3	23.93	11.20
<b>Financial liabilities measured at amortized cost</b>				
Non Current Lease Liability	39	Level 3	308.76	-
Current borrowings	19	Level 3	1,703.65	844.33
Current Lease Liability	39	Level 3	79.25	43.58
Trade payables	20	Level 3	2,548.71	788.27
Other financial liabilities	21	Level 3	215.81	145.99

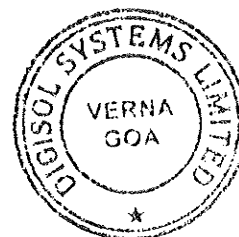
There have been no transfers between Level 1 and Level 2 during the period

## 44 FINANCIAL RISK MANAGEMENT OBJECTIVES AND POLICIES

The Company is exposed to various financial risks. These risks are categorized into market risk, credit risk and liquidity risk. The Company's risk management is coordinated by the Board of Directors and focuses on securing long term and short term cash flows. The Company does not engage in trading of financial assets for speculative purposes.

## (A) Market risk

Market risk is the risk that the fair value of future cash flows of a financial instrument will fluctuate because of changes in market prices. Market risk comprises three types of risk: interest rate risk and currency risk. Financial instruments affected by market risk include borrowings.



**DIGISOL SYSTEMS LIMITED****Notes forming part of the Financial Statements**

(Amount in INR lakhs, unless otherwise stated)

**(i) Interest rate risk**

Interest rate risk is the risk that the fair value or future cash flows of a financial instrument will fluctuate because of changes in market interest rates. The Company does not have exposure to the risk of changes in market interest rates as the Company's long-term debt obligations are with fixed interest rates.

**(ii) Foreign currency risk**

Foreign currency risk is the risk that the fair value or future cash flows of a financial instrument will fluctuate because of changes in foreign exchange rates. The Company's exposure to the risk of changes in foreign exchange rates relates primarily to the Company's operating activities (when revenue or expense is denominated in a different currency from the Company's functional currency).

**(a) The Company's exposure to foreign currency risk at the end of the year is as follows**

Particulars	Currency	As at March 31, 2023	As at March 31, 2022
Trade Receivables	USD	104.21	68.79
Trade Payables	USD	26.94	176.44

**(b) Foreign currency sensitivity**

The following table details the Company's sensitivity to a 1% increase and decrease against the US Dollar. 1% is the sensitivity used when reporting foreign currency risk internally to key management personnel and represents management's assessment of the reasonably possible change in foreign exchange rates. The sensitivity analysis includes only net outstanding foreign currency denominated monetary items and adjusts their translation at the period end for a 1% change in foreign currency rates.

Particulars	As at March 31, 2023	As at March 31, 2022
Impact of 1% strengthening against USD - Decrease in loss	1.31	2.45
Impact of 1% weakening against USD - Increase in loss	1.31	2.45

**(B) Credit risk**

Credit risk is the risk of financial loss to the Company if a customer or counterparty to a financial instrument fails to meet its contractual obligations, and arises principally from the Company's receivables from customers.

The carrying amounts of financial assets represents maximum credit risk exposure.

Credit risk is managed through credit approvals, establishing credit limits and continuously monitoring the creditworthiness of customers to which the Company grants credit terms in the normal course of business. The Company establishes an allowance for doubtful debts and impairment that represents its estimate of incurred losses in respect of trade and other receivables.

However, the credit risk arising on cash and cash equivalents is limited as the Company invest in deposits with banks and financial institution with credit ratings and strong repayment capacity.

**Trade Receivables**

Summary of the Company's exposure to credit risk by age of the outstanding from various customers is as follows:

Particulars	As at March 31, 2023	As at March 31, 2022
Not Due	3,756.42	1,523.31
Past due 1 -180 days	260.85	163.24
Past due for more than 180 days	18.91	15.37

**Expected credit loss assessment**

The Company allocates each exposure to a credit risk grade based on a variety of data that is determined to be predictive of the risk of loss (e.g. timeliness of payments, available press information etc.) and applying experienced credit judgement.

Exposures to customers outstanding at the end of each reporting period are reviewed by the Company to determine incurred and expected credit losses. Historical trends of impairment of trade receivables do not reflect any significant credit losses. Given that the macroeconomic indicators affecting customers of the Company have not undergone any substantial change, the Company expects the historical trend of minimal credit losses to continue.

**Movement of provision for doubtful debts:**

Particulars	As at March 31, 2023	As at March 31, 2022
Balance at the beginning of the year	23.19	18.22
Amount provided during the year (net of reversal)	5.82	4.97
Balance at the end of the year	29.01	23.19




**(C) Liquidity risk**

Liquidity risk is the risk that the Company will not be able to meet its financial obligations as they become due. The Company manages its liquidity risk by ensuring, as far as possible, that it will always have sufficient liquidity to meet its liabilities when due.

The table below summarizes the maturity profile of the Company's financial liabilities:

Particulars	Note	Less than 3 months	3 months to 12 months	1-5 Yrs	More than 5 years	Total
<b>As at March 31, 2023</b>						
Short term borrowings	19	1,703.65	-	-	-	1,703.65
Short term lease liability	39	18.80	60.45	-	-	79.25
Long term lease liability		-	-	308.76	-	308.76
Trade payables	20	2,548.71	-	-	-	2,548.71
Other financial liabilities	21	215.81	-	-	-	215.81
		<b>4,486.97</b>	<b>60.45</b>	<b>308.76</b>	-	<b>4,856.18</b>
<b>As at March 31, 2022</b>						
Short term borrowings	19	844.33	-	-	-	844.33
Short term lease liability	39	21.10	22.48	-	-	43.58
Trade payables	20	788.27	-	-	-	788.27
Other financial liabilities	21	145.99	-	-	-	145.99
		<b>1,799.69</b>	<b>22.48</b>	-	-	<b>1,822.17</b>



**DIGISOL SYSTEMS LIMITED****Notes forming part of the Financial Statements**


(Amount in INR lakhs, unless otherwise stated)

- 45 The Company has not given Loans or Advances in the nature of loans to Promoters, Directors, Key Management Personnel and the related parties (as defined under Companies Act, 2013), either severally or jointly with any other person.
- 46 **Capital-Work-in Progress (CWIP)**  
The Company does not have any Capital work in progress during the current year and the previous year.
- 47 **Intangible assets under development**  
The Company does not have any Intangible assets under development during the current year and the previous year.
- 48 **Details of Benami Property held**  
The Company does not have any Benami property, where any proceeding has been initiated or pending against the company for holding any Benami property.
- 49 **Reconciliation of quarterly returns or statements of current assets filed with banks or financial institutions**  
Monthly returns / statements filed with such Banks/ financial institutions are in agreement with the books of account.
- 50 **Wilful Defaulter**  
The Company has not been declared a wilful defaulter by any bank or financial institution.
- 51 **Relationship with Struck off Companies under section 248 of the Companies Act, 2013 or section 560 of Companies Act, 1956,**  
The Company does not have any transactions with companies struck off under section 248 of the Companies Act, 2013 or section 560 of Companies Act, 1956,
- 52 **Registration of charges or satisfaction with Registrar of Companies**  
The Company does not have any charges or satisfaction which is yet to be registered with ROC beyond the statutory period.
- 53 **Compliance with number of layers of companies**  
The company has complied with the number of layers prescribed under clause (87) of section 2 of the Act read with the Companies (Restriction on number of Layers) Rules, 2017.
- 54 **Utilisation of Borrowed funds and share premium:**  
(i) The Company has not advanced or loaned or invested funds to any other person(s) or entity(ies), including foreign entities (Intermediaries) with the understanding that the Intermediary shall:  
(a) directly or indirectly lend or invest in other persons or entities identified in any manner whatsoever by or on behalf of the company (Ultimate Beneficiaries) or  
(b) provide any guarantee, security or the like to or on behalf of the Ultimate Beneficiaries.  
  
(ii) The Company has not received any fund from any person(s) or entity(ies), including foreign entities (Funding Party) with the understanding (whether recorded in writing or otherwise) that the Company shall:  
(a) directly or indirectly lend or invest in other persons or entities identified in any manner whatsoever by or on behalf of the Funding Party (Ultimate Beneficiaries) or  
(b) provide any guarantee, security or the like on behalf of the Ultimate Beneficiaries.

**55 ASSETS PLEDGED AS SECURITY**

The carrying amounts of assets pledged as security for current and non-current borrowings are:

	Notes	As at March 31, 2023	As at March 31, 2022
Current assets			
Inventories	10	1,751.92	852.02
Trade receivables	11	4,007.17	1,678.73
Bank balances other than cash and cash equivalent	13	-	4.51
<b>Total Assets pledged as security</b>		<b>5,759.09</b>	<b>2,535.26</b>





**DIGISOL SYSTEMS LIMITED**

Notes forming part of the Financial Statements  
(Amount in INR lakhs, unless otherwise stated)

**56 Ratios**

S No.	Ratio	Formula	March 31, 2023		March 31, 2022		Ratio as on March 31, 2023	Ratio as on March 31, 2022	Variation	Reason (if variation is more than 25%)
			Numerator	Denominator	Numerator	Denominator				
(a)	Current Ratio	Current Assets / Current Liabilities	5,939.46	4,599.47	2,949.11	1,863.02	1.29	1.58	18%	
		Current Assets = Total current assets								
		Current Liabilities = Total current liabilities								
(b)	Debt-Equity Ratio	Debt / Equity	1,703.65	2,410.61	844.33	1,987.26	0.71	0.42	66%	Increase in debt mainly on account of short term loan taken for working capital requirements.
		Debt = Borrowings (Current + Non Current)								
		Equity = Equity share Capital + Other equity								
(c)	Debt Service Coverage Ratio	Net Operating Income / Debt Service	649.89	1,868.99	1,117.49	926.74	0.35	1.21	71%	Increase in debt mainly on account of short term loan taken for working capital requirements.
		Net Operating income = P/L after Tax + Depreciation + Finance cost								
		Debt Service = Finance cost + (Current Borrowings + Current lease liability)								
(d)	Return on Equity Ratio	Profit after tax less pref. Dividend x 100 / Shareholder's Equity	443.17	410.00	975.98	410.00	1.08	2.38	55%	Decrease on account of reduction of profit during the year.
		Profit after tax less pref. Dividend = Profit/(Loss) for the year								
		Shareholder's Equity = Equity share Capital								
(e)	Inventory Turnover Ratio	Cost of Goods Sold / Average Inventory	12,537.27	1,377.46	4,564.70	733.22	9.10	6.23	46%	Increase in COGS on account of higher revenue during the period.
		Cost of Goods Sold = Cost of raw materials consumed + Changes in inventories of finished goods and work-in-progress								
		Average Inventory = (Closing inventory + Opening inventory)/2								

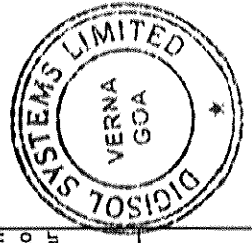





**DIGISOL SYSTEMS LIMITED**

Notes forming part of the Financial Statements  
(Amount in INR lakhs, unless otherwise stated)

S No.	Ratio	Formula	March 31, 2023		March 31, 2022		Ratio as on		Variation	Reason (if variation is more than 25%)	
			Numerator	Denominator	Numerator	Denominator	March 31, 2023	March 31, 2022			
(f)	Trade Receivables Turnover Ratio	Net Credit Sales / Average Trade Receivables	15,060.39	2,842.95	6,562.72	1,271.59	5.30	5.16	3%		
		Net Credit Sales = Sale of goods + Sale of services + Royalty Income Average Trade Receivables = (Closing Trade receivables + Opening Trade receivables)/2									
(g)	Trade Payables Turnover Ratio	Net Credit Purchases / Average Trade Payables	13,385.12	1,668.49	5,005.40	677.75	8.02	7.39	9%		
		Net Credit Purchases = Purchases of stock in trade + Purchase of raw material Average Trade Payables = (Closing Trade payable + Opening Trade payable)/2									
(h)	Net Capital Turnover Ratio	Revenue / Average Working Capital	15,071.35	1,213.04	6,589.81	543.05	12.42	12.13	2%		
		Revenue = Revenue from Operations Average Working Capital = ((Opening Current assets + Closing current assets)/2 + (Opening current liabilities + closing current liabilities)/2)									
(i)	Net Profit Ratio	Net Profit / Net Sales	455.56	15,060.39	640.70	6,562.72	0.03	0.10	69%	Decrease on account of reduction of profit inspite of increase in revenue during the period.	
		Net Profit = Profit/(Loss) before tax									
(j)	Return on Capital Employed	Net Sales = Sale of goods + Sale of services + Royalty Income									
		EBIT / Capital Employed EBIT = Profit/(Loss) before tax + Finance cost Capital Employed = Total Assets - Total Current liabilities	541.65	2,809.18	679.53	2,043.02	0.19	0.33	42%	Decrease on account of reduction in profit. Increase in capital employed due to increase in receivables at year ended 31 March 2023.	
(k)	Return on Investment	Net Profit / Net Investment	455.56	2,410.61	640.70	1,987.26	0.19	0.32	41%	Decrease on account of reduction of profit during the year.	
		Net Profit = Profit/(Loss) before tax Net Investment = Total equity									



Handwritten signature or mark.



**DIGISOL SYSTEMS LIMITED**

**Notes forming part of the Financial Statements**

(Amount in INR lakhs, unless otherwise stated)

**57 Undisclosed income**

The Company does not have any undisclosed income which is not recorded in the books of account that has been surrendered or disclosed as income during the year (previous year) in the tax assessments under the Income Tax Act, 1961 (such as, search or survey or any other relevant provisions of the Income Tax Act, 1961.

**58 Details of Crypto Currency or Virtual Currency**

The Company has not traded or invested in Crypto currency or Virtual Currency during the financial year.

**59 CAPITAL MANAGEMENT**

For the purpose of the Company's capital management, capital includes Issued equity capital and all other equity reserves attributable to the equity holders of the Company. The primary objective of the Company's capital management is to safeguard the Company's ability to remain as a going concern and maximise the shareholder value.

The Company manages its capital structure and makes adjustments in light of changes in economic conditions, annual operating plans, long term and other strategic plans and the requirements of the financial covenants. To maintain or adjust the capital structure, the Company may adjust its dividend payment ratio to shareholders, return capital to shareholders or issue fresh shares.

The Company monitors capital using a ratio of 'adjusted net debt' to 'equity'. For this purpose, adjusted net debt is defined as liabilities, comprising interest-bearing loans and borrowings less cash and cash equivalents. Equity comprises all components of equity including share premium and all other equity reserves attributable to the equity share holders.

The Company's adjusted net debt to equity ratio are as follows:

Particulars	As at March 31, 2023	As at March 31, 2022
Equity (i)	2,410.61	1,987.25
Borrowings	1,703.65	844.33
Less: cash and cash equivalents	(5.39)	(8.05)
Adjusted Net Debt (ii)	1,698.26	836.28
Adjusted Net Debt to Equity ratio (ii)/ (i)	70%	42%

No material changes were made in the objectives, policies or processes for managing capital during the years ended March 31, 2023 and March 31, 2022.

- 60** As per provisions of section 135 of Companies Act 2013, the Company was required to spend INR 2.80 lakhs (March 31, 2022: INR NIL) being 2% of average net profits made during the three immediately preceding financial years, in pursuance of its Corporate Social Responsibility Policy on the activities specified in Schedule VII of the Act. The Company has spent INR 3.02 lakhs (including excess of earlier year) (March 31, 2022: INR NIL) towards Corporate Social Responsibility activities as under:

**A.**

Particulars	As at March 31, 2023	As at March 31, 2022
Gross Amount required to be spent as per Section 135 of the Act	2.80	-
Add: Amount Unspent from previous years	-	-
Total Gross amount required to be spent during the year	2.80	-

**B.**


Amount approved by the Board to be spent during the year	3.25	-
--	------	---

**C. Amount spent during the year on**


(i) Construction/acquisition of an asset	-	-
(ii) On purposes other than (i) above	3.02	-

**D. Details related to amount spent**

Particular	For the Year Ended March 31, 2023	For the Year Ended March 31, 2022
(i) Construction / acquisition of any asset	-	-
(ii) On purpose other than (i) above		
- Prime Minister's National Relief Fund	0.25	-
-Education purpose	2.77	-
Total	3.02	-



Handwritten signature and scribbles.



E. Details of excess CSR expenditure

Nature of Activity	Balance excess as at April 01, 2022	Amount required to be spent during the year	Amount spent during the year	Balance excess as at March 31, 2023
-On purpose other than Construction / acquisition of any asset	-	2.80	3.02	(0.22)

F. Disclosures on Shortfall

Particulars	March 31, 2023	March 31, 2022
Amount Required to be spent by the Company during the year	2.80	-
Actual Amount Spent by the Company during the year	3.02	-
PY Excess adjusted during the CY	-	-
Shortfall/ (Excess) at the end of the year	(0.22)	-
Total of previous years shortfall	-	-
Reason for shortfall - State reasons for shortfall in expenditure	-	-

61 The Code on Social Security 2020

The Code on Social Security 2020 ('the Code') relating to employee benefits, during the employment and post-employment, has received Presidential assent on September 28, 2020. The Code has been published in the Gazette of India. Further, the Ministry of Labour and Employment has released draft rules for the Code on November 13, 2020. However, the effective date from which the changes are applicable is yet to be notified and rules for quantifying the financial impact are also not yet issued.


The Company will assess the impact of the Code and will give appropriate impact in the financial statements in the period in which, the Code becomes effective and the related rules to determine the financial impact are published.

62 As at March 31, 2023, the Company did not have any outstanding long term derivative contracts (previous year INR NIL).

63 For the year ended March 31, 2023, the Company is not required to transfer any amount (previous year INR NIL) to the Investor Education & Protection Fund.

64 There were no whistleblower complaints received during the FY 2022-23.


As per our report of even date  
For M S K A & Associates  
Chartered Accountants  
Firm Registration No.:105047W


  
Abhay M. Fadte  
Partner  
Membership No. 049939



Place: Mumbai  
Date : May 17, 2023

For and on behalf of the Board of Directors  
DIGISOL SYSTEMS LIMITED  
CIN : U31909GA2016PLC012970

  
K. R. Naik  
Wholetime Director  
DIN: 00002013

  
Arati Naik  
Director  
DIN: 06965985



Place: Mumbai  
Date : May 17, 2023